

# SUSTAINABILITY REPORT 2022



Caring for People's Health as a Trusted Partner

# Sustainability at STADA

<sup>01</sup> Only content presented in the Section 1 and Section 3 marked with (✓), has been audited by the independent auditor.  
The audit report is stated at the end of this sustainability report.

# 01<sup>(✓) 01</sup> SECTION

SECTION 01  
SECTION 02  
SECTION 03

TABLE OF CONTENTS<sup>02</sup>

SECTION 1:

• CEO's Foreword	06
• Sustainability at STADA with Company Profile 2022	08
• Stakeholder Dialogue and Material Assessment	16
• STADA ESG Outlook	26

SECTION 2:

STADA'S CONTRIBUTION TO THE SDGs

<b>SDG 3 - GOOD HEALTH AND WELL-BEING:</b> <b>Caring for People's Health</b>	30
• Introduction with reflection on STADA Material Topics	
• STADA ESG Initiatives	
<b>SDG 8 - DECENT WORK AND ECONOMIC GROWTH:</b> <b>Caring for Employees</b>	40
• Introduction with reflection on STADA Material Topics	
• STADA ESG Initiatives	
<b>SDG 9 - INDUSTRY, INNOVATION, AND INFRASTRUCTURE:</b> <b>Caring for the Society</b>	50
• Introduction with reflection on STADA Material Topics	
• STADA ESG Initiatives	
<b>SDG 12 - RESPONSIBLE PRODUCTION AND CONSUMPTION:</b> <b>Caring for Better Future</b>	62
• Introduction with reflection on STADA Material Topics	
• STADA ESG Initiatives	
<b>SDG 17 - PARTNERSHIP FOR THE GOALS:</b> <b>STADA as a Trusted Partner</b>	70
• Introduction with reflection on STADA Material Topics	
• STADA ESG Initiatives	

SECTION 3:

• Reporting Framework	83
• GRI Index	86
• Independent Practitioner's Limited Assurance Report	134

**PURPOSE**

Caring for People's Health as a Trusted Partner.

**VISION**

To be the partner of choice in Generics, Specialty and Consumer Healthcare, while continuously outgrowing the industry in terms of growth and profitability.

**VALUES**

Integrity  
Entrepreneurship  
Agility  
One STADA

<sup>02</sup> Only content presented in the Section 1 and Section 3 (limited to 30 selected GRI KPIs, marked green in the GRI indicators' table) has been audited by the independent auditor, which is summarized in its report at the end of this sustainability report.



*The measure of success extends beyond financial performance. It is fundamentally embedded in our ability to create a lasting positive impact on society, on employees, and on the environment. As STADA steps boldly into the future, our approach to corporate sustainability continues to reshape how we understand our role as a global healthcare provider and a trusted partner in a rapidly evolving world.*

## CEO'S FOREWORD

### Dear readers,

I am both pleased and proud to introduce the second edition of STADA's Global Sustainability Report. It is my belief that the measure of success extends beyond financial performance, fundamentally embedded in our ability to create a lasting positive impact on society, on employees, and the environment. Throughout this particularly challenging year, our commitment to sustainability remained focused on further development. We also remained resolute in our purpose of 'Caring for people's health as a trusted partner' to put health in focus – this is what drives us, and is the cornerstone of our ongoing dedication to sustainable development.

STADA sustains its growth trajectory in 2022 across our three strategic business segments of Consumer Healthcare, Generics and Specialty. We have extended our portfolio to patients and healthcare professionals through launches and line extensions, while further improving our market position and ensuring a reliable supply of products. This is a testament to the unique culture with engagement of our more than 13,000 employees worldwide. I am confident that STADA has the right pipeline, portfolio and team to sustain our growth momentum for the coming years. STADA was once again named as a Top Employer Europe, while our regular employee surveys demonstrate outstanding commitment and engagement among our colleagues, well above industry benchmarks. All our efforts underline our ESG commitment, with the aim to achieve balanced approach to all three ESG segments (Environmental, Social, Governance). All our ESG efforts were confirmed at the end of 2022 when an independent ESG assessment conducted by Sustainalytics ranked STADA among the top 10% of pharmaceutical companies rated by Sustainalytics.

In this second edition, we are striving to transparently communicate our actions, accomplishments,

goals, together with the hurdles we've faced, offering an insight into our wide-ranging sustainability efforts. This encompasses our dedication not only to high-quality, affordable healthcare but also to equality, diversity, and responsible environmental stewardship within our business operations. For us, sustainability is not an optional extra. It's a driving force behind our corporate strategy, woven into the fabric of how we operate. As STADA steps boldly into the future, our approach to corporate sustainability continues to mature, and it's reshaping how we understand our role as a global healthcare provider in the rapidly evolving world.

Reflecting on the progress we have made, we celebrate the positive impact we've had while acknowledging that the path towards sustainability is unending. At the same time, we strive to locate and understand our possible actual and potential negative impacts even better and to apply a concept that is equally important in human health prevention. The complexities of this journey push us to continually learn, innovate and adapt for the betterment of people and our planet. This report serves as a testament to the diligence and passion of our STADA team members worldwide, without whom, our sustainability milestones would not have been achieved. It further highlights our unwavering quest towards ensuring access to high-quality healthcare for all, reducing inequality, and preserving our planet for future generations.

We invite you on this journey and to discover more about our sustainability efforts and achievements in this report, as we continue our caring for people's health in a responsible and more sustainable way.

Sincerely,  
**Peter Goldschmidt**  
CEO, STADA

## About STADA

# SUSTAINABILITY AT STADA WITH COMPANY PROFILE 2022

**STADA Arzneimittel Aktiengesellschaft (STADA Arzneimittel AG)<sup>3 4 5</sup> as the parent company of the STADA Group (hereafter referred to as STADA) is a leading healthcare and pharmaceuticals company focused on Consumer Healthcare, Generics and Specialty medicines.<sup>6</sup> STADA ranks as the fourth-largest player by value in Europe in the market for Generics and OTC Medicines according to IQVIA. In financial year 2022, the Group generated sales of € 3,797.2 million (+11%) and EBITDA adjusted for special items and currency effects of € 875.2 million (+17%).<sup>7</sup>**

Building on its mission of Caring for People's Health as a Trusted Partner, supported by its four core values Integrity, Agility, Entrepreneurship and One STADA, as well as based on proven platform, the Group launched nearly 1,070 products on the market in 2022. STADA's solid pipeline of new products provides further opportunities as markets grow. STADA has a strong track record of growth, both organically and through focused acquisitions, and seeks to grow business and further improve profitability by internationalizing successful products.

**STADA ranks as the fourth largest player by value in Europe in the market for Generics and OTC Medicines according to IQVIA.**

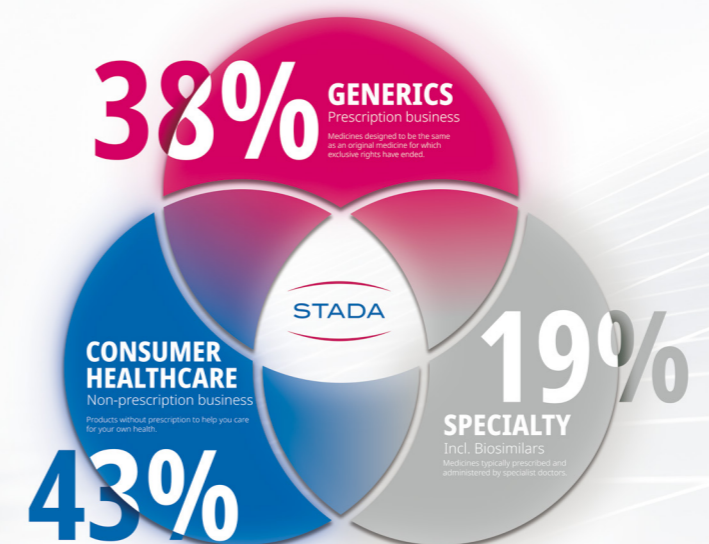
STADA's portfolio is based on three main business segments:

**Consumer Healthcare** – comprises non-prescription medicines with regulatory status as over the counter (OTC) medicine or medical devices, cosmeceuticals and cosmetics, vitamins, minerals & supplements and also certain consumer products such as the household disinfectant Zoflora. Consumer healthcare (CHC) products are marketed, in addition to the product features, with a focus on awareness and trust in the product or company brand as well as endorsement<sup>8</sup> by healthcare professionals (e.g., pharmacists or doctors). While the Group has many strong and large brands with leading positions in their respective markets, CHC portfolio is diversified with the top ten consumer healthcare products accounting for roughly 31% of sales in the CHC segment in 2022. The top ten STADA's selling CHC brands (and their respective therapeutic areas) in 2022 were: Cardiomagnyl (cardio), Zoflora (disinfectant), Snup (cough & cold), Nizoral (derma), Aqualor (cough & cold), Grippostad (cough & cold), Paracetamol STADA (pain relief), Vitaprost (women's & men's health), Levomecol (derma) and Artra (pain relief).

**Generics** – comprises prescription drugs sold under an International Non-Proprietary Name (INN Generics). Generics (Gx) offer a lower cost alternative to the substantially more expensive pharmaceutical originator products. Most of the products in the Generics segment require a prescription for purchase and are only avail-

## Caring for People's Health

STADA's products cover 22% of the WHO listed medicines.



able from pharmacies and hospitals. The Gx market is generally characterized by regulated pricing, with competition driven by the reliability of supply and cost competitiveness. Patent expirations of originator drugs feed the product pipeline in the Gx segment, allowing the Company to leverage its distribution channels and local market knowledge to launch new generics products. The generics portfolio is diversified, with the top ten products accounting for approximately 18% of sales in the Gx segment in 2022. The top ten STADA's selling products (and their respective therapeutic areas) in this segment in 2022 were: Tilidine (pain relief), Amoxiclav (antibiotics), Atorvastatin (cardio),

**STADA sustains its growth trajectory in 2022 across our three strategic business segments of Consumer Healthcare, Generics and Specialty.**

Pantoprazole (gastro), Omeprazole (gastro), Diclofenac (pain relief), Ezetimibe (cardio), Amlodipine (cardio), Bisoprolol (cardio) and Olmesartan (cardio).

**Specialty** - comprises the following three product sub-classes: a) Branded generics, i.e. prescription generics which, as opposed to INN Generics, are sold under a brand/fantasy name, b) Specialty generics in accordance with the definition from IQVIA, i.e., prescription drugs for chronic, complex or rare diseases<sup>9</sup>, and c) Biosimilars, i.e. biologic medical products that are almost an identical copy of an original product made by a different company. Unlike generic drugs of the more common small-molecule type, biologics contain active substances from a biological source, such as insulin, growth hormones or monoclonal antibodies ("mabs") – and are often produced by cutting-edge technology. Despite that heterogeneity, biosimilars must maintain consistent quality and clinical performance throughout their lifecycle. The Group is continuously expanding its existing range of products in the Specialty segment. The top ten Specialty products accounted for approximately 60% of sales in the segment in 2022. The top ten brand names in the Specialty segment 2022 (with their corresponding reference product) were Silapo (epoetin zeta biosimilar), Edarbi (azilsartan medoxomil), APO-go (apomorphin medication marketed in several countries under the brand names APO-go, MOVAPO and APOKYN), Movymia (biosimilar of FORSTEO/teriparatid), Xefocam (lornoxicam), Oyavas (biosimilar to avastin/bevacizumab), Bortezomib STADA – subcutaneous, ready-to-use injection – (Velcade), Versatis (lidocaine medical patch), Lecigon (as levodopa/carbidopa/entacapone gel as a modern pump device) and Vipidia (alogliptin).

<sup>03</sup> It is a stock corporation under German law, and not listed on any stock exchange.

<sup>04</sup> Based in Germany and with its registered office (headquarter) in Stadastraße 2-18, 61118 Bad Vilbel.

<sup>05</sup> The list of entities (subsidiaries) included in STADA's sustainability reporting is compatible with its audited Annual Report (including financial report) and could be found at <https://www.stada.com/investor-relations/financial-publications/annual-report-2022> (p.128-130; including share of capital and form of consolidation).

<sup>06</sup> STADA is active in pharmaceutical and healthcare sectors.

<sup>07</sup> More information on STADA's business and financial results could be found in its Annual Report 2022 (p.22, 42, etc.) available at <https://www.stada.com/investor-relations/financial-publications/annual-report-2022>

<sup>08</sup> Generic pharma products also support access to medicines opportunities being more affordable so lowering the pressure on healthcare system.

<sup>09</sup> For which three of the following six criteria must be met: (I) high annual costs, (II) initiated and maintained by a specialist for drug therapy, (III) special procedure required (refrigerated, frozen, other biohazard), (IV) reimbursement assistance required, (V) limited distribution, (VI) extensive monitoring or comprehensive patient counseling required.

# Quick Facts Sheet 2022

## Continuous development:

MORE THAN  
**125**  
YEARS

of growth and development of a trusted pharmaceutical brand. 20 production sites in 11 countries in Europe and Asia.<sup>10</sup>

DISTRIBUTING ITS PHARMACEUTICAL PRODUCTS IN 125 MARKETS WITH DIRECT PRESENCE IN ALL MAJOR EUROPEAN MARKETS, AS WELL AS IN GROWTH MARKETS IN THE MENA REGION, ASIA AND AUSTRALIA.

## Portfolio:

- Generics (prescription medicines or Gx), Consumer Healthcare (non-prescription pharmaceuticals or CHC) and Specialty (including biosimilars) products. Sales structure Gx 38% (+8% compared to 2021), CHC 43% (+26% compared to 2021), Specialties 19% (+16% compared to 2021).<sup>11</sup>
- Diversified portfolio includes around 25,000 individual packages and SKUs covering many therapeutic areas with many category leaders.
- STADA's products cover 22% of the WHO listed medicines or 122 out of 544 medicines listed.<sup>12</sup>

## People:

WITH THEIR SKILLS, KNOWLEDGE AND COMMITMENT, STADA'S EMPLOYEES FORM THE FOUNDATION OF THE COMPANY'S SUCCESS.

ABOUT  
**13,921**  
EMPLOYEES

(13,297 in 2021),<sup>13</sup> from 87 countries, represent the One STADA family in more than 50 countries worldwide within STADA's business operations.

## GENDER BALANCE:

**53%** (↑) share of  
**WOMEN**  
in management levels.



## Production:

**1.2 billion**  
PACKS SUPPLIED (↑)

**672 million**  
PACKS PRODUCED IN-HOUSE (↑)  
service levels at above 95%, supported by improvements in quality and safety.

DOUBLE-DIGIT SALES AND PROFIT GROWTH: In total, the strong combined performance of the Consumer Healthcare, Generics and Specialty segments resulted in STADA reporting an 11% rise in adjusted sales in 2022, significantly above the market average. Commercial agility and tight cost discipline contributed to a 17% increase in adjusted EBITDA.<sup>14</sup>

## Investments (Mio EUR)<sup>15</sup> / Total 276.6 (385.7 in 2021):

**37%**  
INVESTMENTS

in property, plant and equipment or 101.1 (105.1 in 2021) or 2.7% (3.2% in 2021) of Group sales

**63%**  
INVESTMENTS

in intangible assets or 175.5 (279.6 in 2021)



**Peter Goldschmidt**  
Chairman of the Executive Board



**Simone Berger**  
Chief People Officer (CPO)



**Miguel Pagan Fernandez**  
Chief Technical Officer (CTO)



**Boris Döbler**  
Chief Financial Officer (CFO)



**Yann Brun**  
Executive Vice President, Head of Global Development, Portfolio, Regulatory and Business Development/Licensing



**Dr. Christoph Dengler**  
Executive Vice President Global Legal



**Dr. Stephan Eder**  
Executive Vice President Western Europe & Germany



**Christos Gallis**  
Executive Vice President Eastern Europe



**Stéphane Jacqmin**  
Executive Vice President Emerging Markets



**Bryan Kim**  
Executive Vice President Global Specialty Pharmaceuticals



**Frank Staud**  
Executive Vice President Global Communications, Branding & Sponsoring



**Volker Sydow**  
Executive Vice President Global Consumer Healthcare

**STADA Arzneimittel AG has a two-tiered board structure with an Executive Board and a Supervisory Board.** The STADA Executive Board which consists of Peter Goldschmidt (CEO), Boris Döbler (CFO), Simone Berger (CPO) and Miguel Pagan Fernandez (CTO) is the highest governance and decision-making body and manages the business. It is supported in this by the STADA Executive Vice Presidents of important business lines, functions and represents of all geographies of the Group together forming an extended management team – the STADA Executive Committee (SEC). The SEC, is headed

by the Chairman of the Executive Board/CEO, Peter Goldschmidt. The competence and diversity in the SEC team ensure that STADA takes the best decisions for the company.

The Supervisory Board is a non-executive Board and consists of nine members, of whom six members are shareholder representatives and three members are employee representatives. The Supervisory Board monitors and advises the Executive Board in the running of its business operations and appoints and dismisses the members of the Executive Board (CEO, CFO, CPO, CTO).

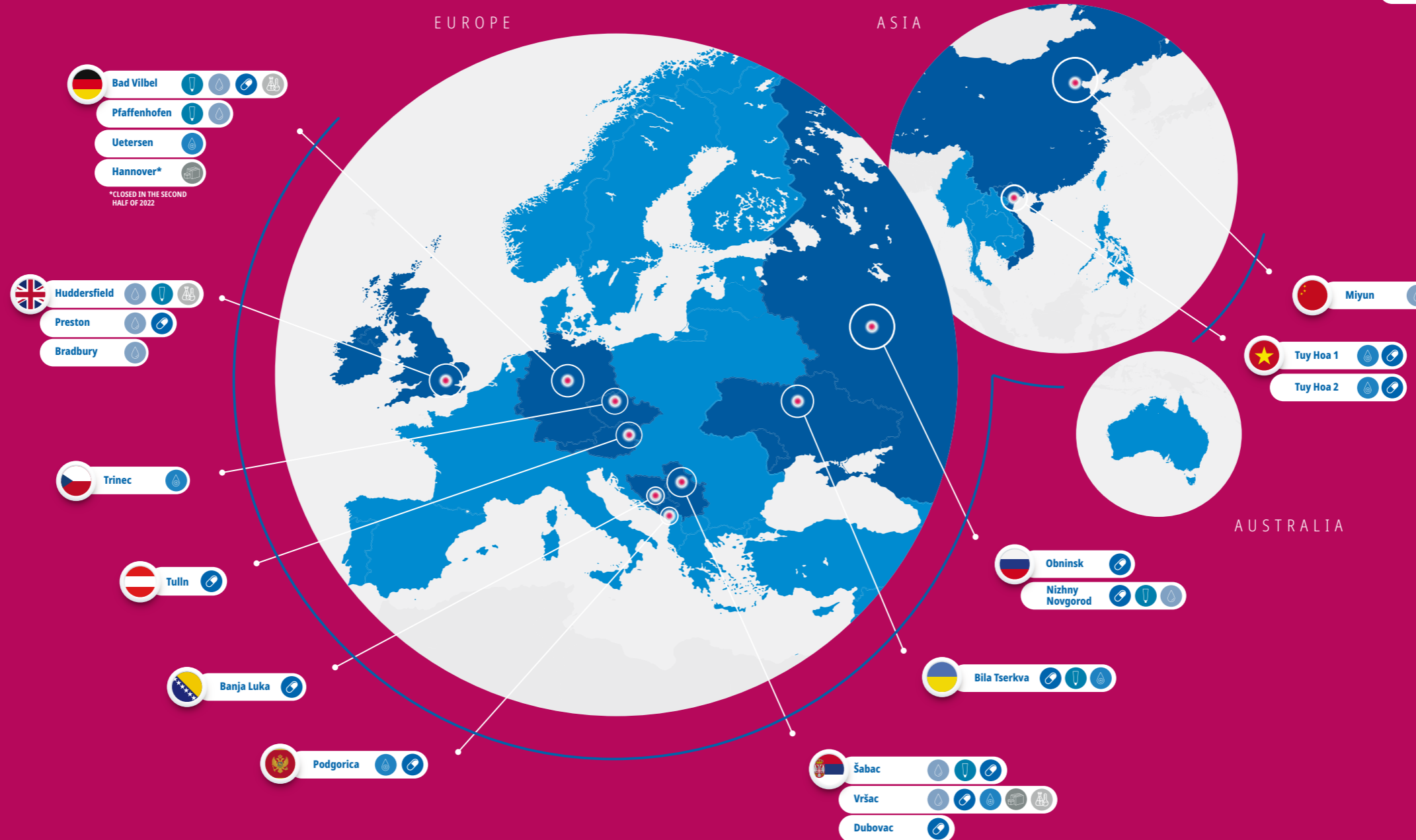
<sup>10</sup> Founded in March 1895 in Dresden, Germany. Detailed STADA's history is available at <https://www.stada.com/about-stada/company-history>  
<sup>11</sup> Reference: STADA Annual Report 2022, available at <https://www.stada.com/investor-relations/financial-publications/annual-report-2022> p. 22.  
<sup>12</sup> Including least-developed countries (LDCs), low-income countries (LICs), low-middle income countries (LMICs) and upper middle income countries.  
<sup>13</sup> 13,183 employees as of the balance sheet data (based on full-time employees as of December 31, 2022); reference STADA Annual Report 2022, p. 90.  
<sup>14</sup> More details could be found in STADA Annual Report 2022, available at <https://www.stada.com/investor-relations/financial-publications/annual-report-2022> p.5.  
<sup>15</sup> STADA made two acquisitions in 2022 and put a focus on targeted cooperations and in-licensing to further expand the existing product portfolio. STADA made 86 successful in-licensing deals in 2022. More details available at Section 3 of this Report.

# STADA GLOBAL

## 20 FACTORIES IN 11 COUNTRIES

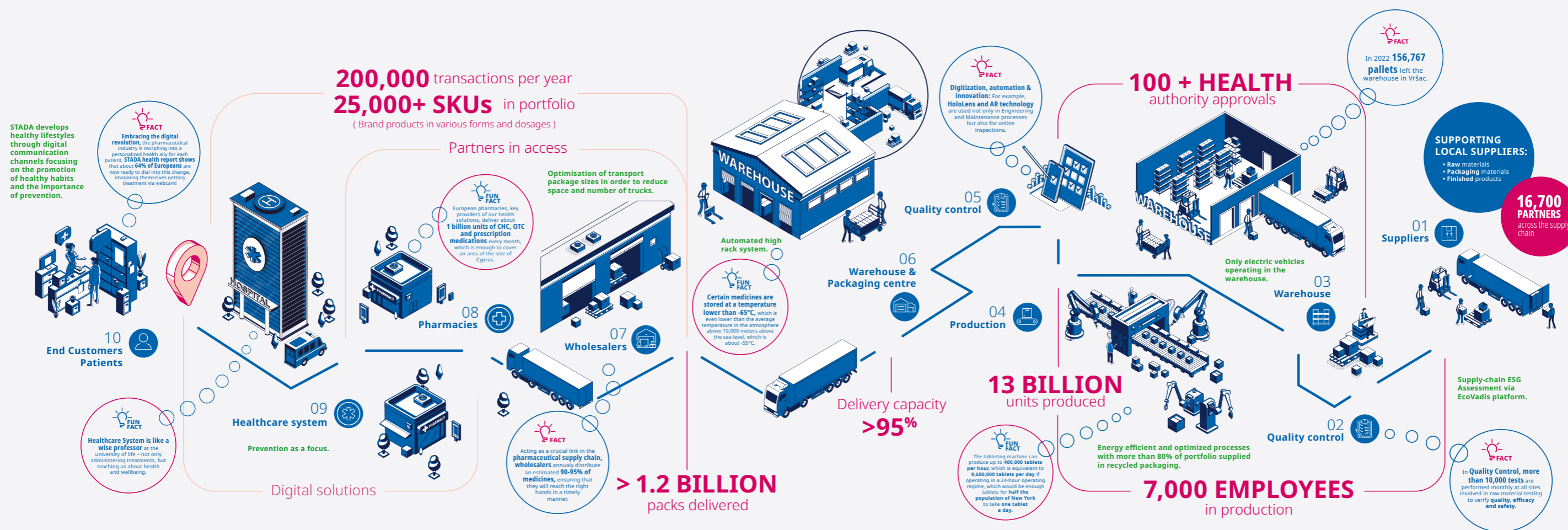
STADA'S Technical Operations

- STADA MARKETS
- STADA MARKETS AND PRODUCTION



- SEMI SOLID FORMS (E.G. CREAMS, LOTIONS)
- SOLID DOSAGE FORMS (E.G. TABLETS, COATED TABLETS, CAPSULES)
- LIQUIDS
- STERILE LIQUIDS
- PACKAGING
- RESEARCH & DEVELOPMENT

# STADA'S PRODUCTION AND SUPPLY CHAIN<sup>16 17</sup>



<sup>16</sup> Types of suppliers and partners include - indirect, incl. services and direct, incl. CMOs, APIs, excipients, packaging materials, while the number of STADA's suppliers and partners around the world amount at total of 16,700. In 2022, no significant changes were made within STADA's supply chain compared to 2021, including facility openings, closings, and expansions, as well as general changes in the structure of the supply chain.

<sup>17</sup> Data presented on the visual originate from the mobile exhibition STADA EXPO, showing company profile with ESG performance, that would be launched in 2023. The data originating from the EXPO was not audited, including this visual.



# STAKEHOLDER DIALOGUE AND MATERIAL ASSESSMENT

## STADA'S ESG COMMITMENTS THROUGH SUPPORTING SDGs

STADA supports the United Nations Sustainable Development Goals and in 2021 joined the UN Global Compact. The Group commits itself to responsible and sustainable corporate governance. To underline this, STADA introduced a new global Sustainability Policy in 2021, supported by its top management. The updates of the policy, underlining strong ESG commitments, were already submitted at the end of 2022 in order to bring STADA closer to its ESG goals (new document is called Sustainability & ESG Commitments Policy).

In line with its business priorities, purpose, and values, STADA focuses on five of the 17 UN Sustainability Development Goals, to which the Group makes a relevant contribution.

STADA, together with its suppliers, tries to play a part in fulfilling the SDGs, by supporting one of the global agendas for improving ESG impacts and saving resources while caring for the society. Especially, the aim of promoting healthy lifestyles and well-being at all ages is where sustainable development as a concept and STADA as a company converge. In line with its business priorities, purpose, and values STADA supports meeting the following SDGs:



**SDG 3: Ensure healthy lives and promote well-being for all at all ages.**

**What this means for STADA:** For STADA personal sustainability means good health and well-being (SDG 3). This is reflected in STADA's purpose and enabled through a portfolio of products and relevant pieces of advice in line with preventive education.

- Potential STADA's material topics:**
- Portfolio development
  - Access to medicines
  - Transparency and ethical marketing

**SDG 8: Promote sustained, inclusive, and sustainable economic growth, full and productive employment, and decent work for all.**

**What this means for STADA:** STADA strives to offer fair and supportive working conditions to its employees. This enables achieving sustainable economic growth (SDG 8).

- Potential STADA's material topics:**
- Fair working conditions
  - Employee engagement and retention
  - Employee development
  - Diversity, inclusion & gender equality
  - Occupational health and safety

**SDG 9: Build resilient infrastructure, promote inclusive and sustainable industrialization and foster innovation.**

**What this means for STADA:** For a better health, STADA constantly improves its product portfolio and production infrastructure (SDG 9) together with its employees, stakeholders, and local communities.

- Potential STADA's material topics:**
- Product quality and safety
  - Portfolio development
  - Access to medicines
  - Responsible procurement

**SDG 12: Ensure sustainable consumption and production patterns.**

**What this means for STADA:** To achieve positive ESG impacts, STADA is setting its own targets and ensuring compliance with regulatory requirements, while striving to be more sustainable in its operations (SDG 12).

- Potential STADA's material topics:**
- Resource consumption and waste
  - Decarbonization and climate change
  - Sustainable products

**SDG 17: Strengthen the means of implementation and revitalize the global partnership for sustainable development.**

**What this means for STADA:** STADA leads active dialog with its stakeholders and initiates new partnerships to meet the SDGs addressed by STADA's operations (SDG 17).

- Potential STADA's material topics:**
- Governance and ethical business
  - Corporate culture and values
  - Respect for human rights
  - Data privacy and security
  - CSR and support to public healthcare



# STAKEHOLDER DIALOGUE

In its strategies, STADA focuses on ESG areas where it can foster measurable and positive impacts, while trying to neutralize and/or minimize its possible actual or potential negative impacts, on the community in which it operates, enabling a clear measurement of progress on the way to achieving the company's vision. Respecting the stakeholders, STADA annually collects their feedback on its upstream and downstream ESG impacts (double materiality). In order to define material topics for sustainability reporting, STADA SSC<sup>18 19</sup> with key internal and external stakeholders, define stakeholder groups to be addressed within

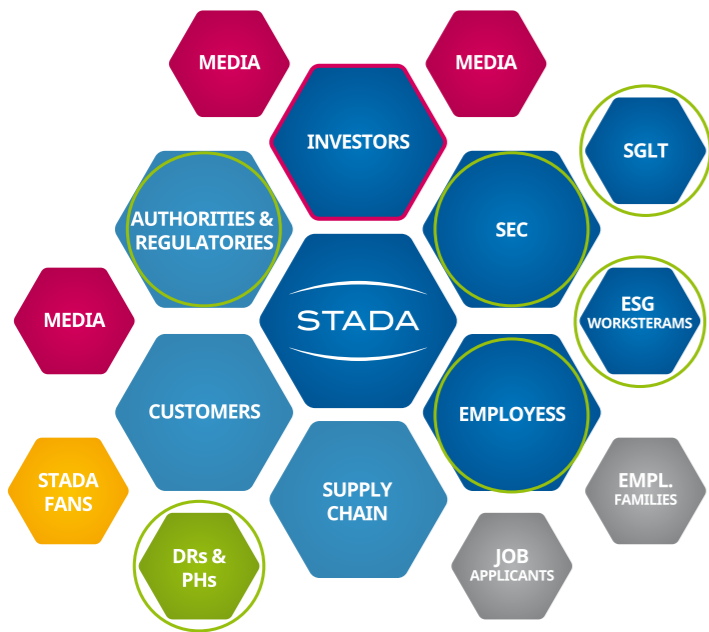
annual stakeholder engagement cycle, together with potential material topics and relevant impacts. The first cycle of stakeholder dialogue STADA organized during Q3 and Q4 2021, while the second one was initiated in Q4 2022 and fully executed in Q1 and Q2 2023.

The second stakeholder dialog cycle involved both internal and external stakeholders (a total of about 200 stakeholders)<sup>20</sup>, who analyzed potentially material topics:

- **SEC members** – 11 stakeholders
- **Sustainability Reporting Workstream members** – 35 stakeholders
- **Global Internal Communications members** – 10 stakeholders
- **SGLT (STADA Global Leadership Team) members** – 115 stakeholders
- **Key Opinion Leaders** – representatives of the pharmacies – 15 stakeholders
- **UN Global Compact members** – 14 stakeholders

Methodology used for stakeholder dialogue 2022 consisted of:

- **Facilitated workshops** – 5 workshops executed in English language with more than 100 participants,
- **Online survey (in English language)** using the SLIDO poll tool,
- **Online survey (in English and German languages)** using customized poll compatible with the SLIDO version.



STADA stakeholders addressed in the second dialog cycle (marked green)

<sup>18</sup> STADA Sustainability Steering Committee (SSC) is in charge for locating potential material topics for material assessment based on STADA ESG Outlook, which they also regularly update. SSC consists of three (out of four Executive Board members): CFO, CTO, CHRO/CPO and the SEC members: General counsel, Head of Global Communication and Head of Global CHC. SSC analyses relevant sustainability aspects and their potential future implementation within business operations, considering ESG inputs from shareholders who are very active in ESG and put focus on this important business aspect. SSC made the list of ESG impacts, risks and topics, while the SEC confirmed the list enabling further progress with executing stakeholder dialogue. Stakeholder groups for the dialogue 2022/23 were also confirmed by STADA SEC.

<sup>19</sup> STADA SEC confirmed all strategic ESG actions. This body confirms the sustainability policy, defined by the SSC and officially approved by the CEO, as well as all topics and aspects of sustainable development, including potential material topics.

<sup>20</sup> The second cycle of the stakeholder dialog had response rate of 85% (87% in 2021) most probably due to the complexity of double materiality.

# MATERIALITY MATRIX AND MATERIAL TOPICS

The second cycle of the stakeholder dialog at STADA involved the assessment of the 18 topics (21 in 2021) listed below<sup>21</sup>, considering double materiality or their impact on STADA's business and STADA's footprint on the society and the environment.

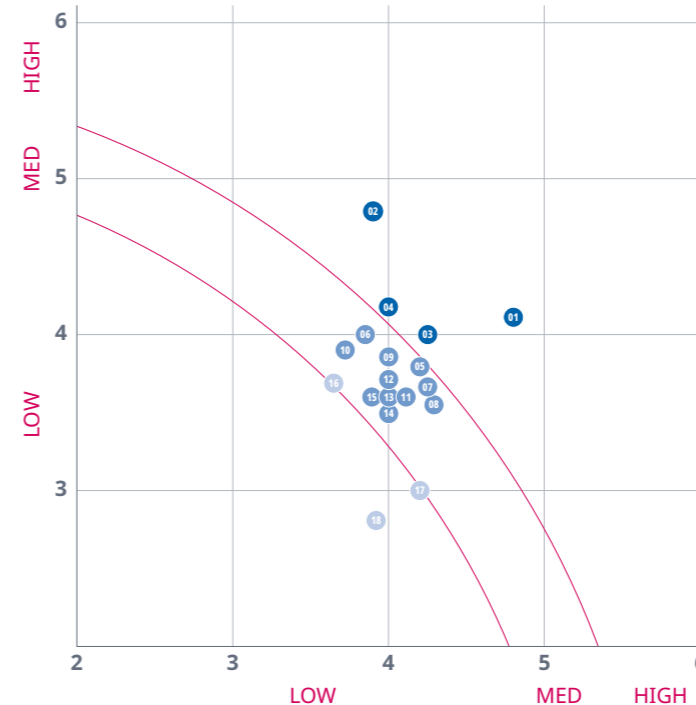
Potential material topics, defined within STADA Sustainability Steering Committee, were optimized for the best fit to potential ESG impacts of STADA's business operations. Assessing upstream and downstream impacts resulted in changing perspectives of some of the

topics according to double materiality approach as a referent concept. This overall approach with updated and simplified topics, together with double materiality assessment, enabled further development of STADA's ESG outlook.

After executing stakeholder dialogue and collecting feedbacks, all proposed topics were found as material. Final ranking of the topics came out after considering their multi-dimensional ESG impacts with reporting boundaries defined within management disclosures in this report.

STADA's sustainability approach, with intention to put more focus on "S" (social) and "G" (governance) aspects, was confirmed as reasonable by the outcome of double materiality assessment and the final ranking of material topics.

Product quality and safety was ranked as the topic with highest impacts, while Social and Governance topics have risen on the list of priorities,<sup>22</sup> while Environmental topics remained with a lower priority.<sup>23</sup>



Final Ranking	Material Topic	ESG Category
01	Product quality and safety	G
02	Fair working conditions	S
03	Respect for human rights	G
04	Transparency and ethical marketing	G
05	Corporate culture and values	S
06	CSR and support to public healthcare	S
07	Governance and ethical business	G
08	Employee engagement and retention	S
09	Data privacy and security	S
10	Access to medicines	G
11	Occupational health and safety	S
12	Responsible procurement	G
13	Employee development	S
14	Sustainable products	E
15	Portfolio development	G
16	Diversity, inclusion and gender equality	S
17	Resource consumption and waste	E
18	Decarbonization and climate change	E

<sup>21</sup> New 18 topics, instead of previous 21, represent only an update of topics that are better aligned with further development of both STADA's business, its ESG efforts and internal/external expectations. These updates are made in such way to enable easier understanding of STADA's materiality, with full comparability to the previous materiality assessment relevant for the first Global STADA Sustainability Report (for 2021).

<sup>22</sup> Topics like Fair working conditions and Respect for human rights were highly ranked/prioritized compared to the previous stakeholder dialogue due to the increased development of the awareness of key stakeholders about the importance of these topics but also the potential of STADA's positive impact on them.

<sup>23</sup> Lower priority of these Environmental topic does not illustrate a decrease of their significance or importance, but a lower level of potential impacts on STADA and from STADA compared to material assessment in 2021 sustainability reporting that was not based on double materiality assessment.

# MANAGING MATERIAL TOPICS

The assessment of the external ESG impacts on the company, as well as the internal ESG impacts of the company on society and the environment adds to shaping STADA's sustainability efforts and its ESG journey. The potential positive and negative impacts in both indicated directions have been considered in the stakeholder dialogue process, in connection with the relevant potential materiality topics. The three levels of impact – low, medium, and high – have been defined. A low impact, regardless of whether it is positive or negative, does not have a significant impact on the company's business, as well as on the business footprint

on society and the environment, while the medium level implies an impact the consequences of which raise the need for moderate preventive and corrective actions (in case of negative impact) or affirmative footprint (in case of positive impact). A high level negative impact could affect STADA or its environmental and social footprint to a certain extent, with expected efforts for prevention or mitigation, while a high level positive impact is an ideal scenario that STADA strives for through the defined ESG goals. Impacts for reporting were prioritized according to stakeholders' feedbacks collected in the process of stakeholder dialogue in 2022.

## STADA'S POTENTIAL ESG IMPACTS LINKED TO MATERIAL TOPICS

STADA'S RESPONSE	Upstream (outside-in or impacts on business)			MATERIAL TOPIC	Downstream (inside-out or impacts on the environment and society)			STADA'S RESPONSE
	High Impact (H)	Medium Impact (M)	Low Impact (L)		Low Impact (L)	Medium Impact (M)	High Impact (H)	
Better and more agile planning; identifying alternative suppliers.	(L) Potential shortage of raw materials.			PRODUCT QUALITY AND SAFETY	(H) Offering benefits for improved prevention and good therapy.			Maintaining the level of product quality and safety according to laws, pharmaceutical standards, procedures in the company, while respecting user expectations and improvements if and where possible.
Strictly following all applicable regulations and procedures, with focus on pharmacovigilance.	(M) Withdrawal of product as a consequence of changed regulative.				(M) Withdrawal of product as a consequence of changed regulative.			Strictly following all applicable regulations and procedures, with focus on pharmacovigilance.
Using EcoVadis platform for ESG suppliers' assessment, together with education and motivation of suppliers and partners.	(L) Improving of respect for fair working conditions within STADA's supply chain and partners.				(M) Development of skilled and motivated team with better output; in parallel general improvement of labor market.			Constant development of human resources and working environment for constant improvement of "S" aspect of ESG, as an enabler of employee satisfaction and motivation.

STADA'S RESPONSE	Upstream (outside-in or impacts on business)			MATERIAL TOPIC	Downstream (inside-out or impacts on the environment and society)			STADA'S RESPONSE
	High Impact (H)	Medium Impact (M)	Low Impact (L)		Low Impact (L)	Medium Impact (M)	High Impact (H)	
Improvement of education on this topic within the Group and its supply chain.	(L) Lack of respect for human rights.			RESPECT FOR HUMAN RIGHTS	(L) Improvement of respect for human rights.			Education on respect for human rights and compliance. Whistleblowing policy being available to all employees.
Strictly following laws and regulations with proactive legal and compliance assessment within own operations and the supply chain.	(L) Non-compliance with laws and regulations.			TRANSPARENCY AND ETHICAL MARKETING	(H) Developing knowledge and responsibility in prevention and leading healthy lifestyle.			Sharing scientifically backed pieces of information of prevention and health improvement potentials through personal engagement and responsibility together with sharing instructions on adequate therapy and responsible drug using in accordance with laws.
Proactive alignment with trends and regulations with industry benchmarking.	(L) Change / development of business practice with new expectations of potential employees (peers, Gen Z, etc.).			CORPORATE CULTURE AND VALUES	(H) Personal development of employees, together with rising their motivation and satisfaction.			Regular pulse surveys for employee satisfaction. Constant investments in human capital development.
Transparent approach to CSR and decision making process.	(L) Lack to support all potential projects and vulnerable groups.			CSR AND SUPPORT TO PUBLIC HEALTHCARE	(H) Improving local communities and public healthcare systems.			Constant scanning of public healthcare needs for support, together with patient groups.
Constant assessment of operations and suppliers' interactions by legal and compliance functions.	(M) Non-compliance with laws and regulations of own operations or within supply chain.			GOVERNANCE AND ETHICAL BUSINESS	(H) Improvement of employee education and overall business standards.			Constant development of global corporate policies to meet ESG and other ethical standards.
Constantly benchmarking business peers and potential employees' expectations (i.e. Gen Z).	(L) Lack of talents and motivation.			EMPLOYEE ENGAGEMENT AND RETENTION	(M) Human capital constant development with overall improvement of pharma branch professionals.			Constant investment in employee training and development.
Constant improvement of IT security, together with education of employees on this topic.	(M) Hacker attacks.			DATA PRIVACY AND SECURITY	(M) IT security infrastructure development and capacity building.			Compliance with all applicable laws and regulations (i.e. GDPR).

STADA'S RESPONSE	Upstream (outside-in or impacts on business)			MATERIAL TOPIC	Downstream (inside-out or impacts on the environment and society)			STADA'S RESPONSE
	High Impact (H)	Medium Impact (M)	Low Impact (L)		Low Impact (L)	Medium Impact (M)	High Impact (H)	
Suppliers' reliability improvement. Better engagement with stakeholders in mapping AtM needs and healthcare requirements.	(M) Shortage of medicines and lack to meet all tangible requirements of healthcare systems.			ACCESS TO MEDICINES (AtM)	(M) Improvement of access to medicines program with offering more potentials in affordable prevention and therapy.	Proactive approach to realizing patients' needs as well as potentials to support availability of medicines through efforts of healthcare systems and patient groups.		
					(L) Lack of meeting all requirements of patient groups and healthcare system in further improvement of AtM programs.	Closer and more frequent stakeholder engagement in predicting future needs within AtM aspects.		
Full compliance with laws and regulations with agile risk and prevention management system.	(M) Improved HSE practices via new legislation, standards and/or education.			OCCUPATIONAL HEALTH AND SAFETY	(M) Improved OHS practices via new policies, procedures and/or education.	Proactive risk and prevention management system, trainings and audits/reviews.		
Using EcoVadis platform for ESG suppliers' assessment, together with education and motivation of suppliers and partners.	(M) Overall improvement of ESG performance within business sector with positive selection of ESG reliable and compliant suppliers.			RESPONSIBLE PROCUREMENT	(M) Overall improvement of ESG performance within supply chain, together with more reliable and sustainable suppliers.	Using EcoVadis platform for ESG suppliers' assessment, together with education and motivation of suppliers and partners.		
Full alignment with laws and regulations, together with following all tangible HR trends.	(L) Change of regulations and jobs' architecture, together with new market demands (Gen Z).			EMPLOYEE DEVELOPMENT	(M) Further digitalization in employee trainings to offer more potentials and options for all.	IT and practice infrastructure development, together with industry and trends benchmarks.		
					(H) Creating and leading personal career development plans for employees.	Customizing growth and development options based on personal profiles and potentials.		
					(L) Lack of providing all potentially applicable kinds of education to each employee, due to budget limitations.	Better budget planning and allocation of resources.		
Full alignment with laws and regulations, together with following all tangible ESG trends and consumer needs.	(M) Change of regulatory requirements to propose more sustainable aspects of products and packaging.			SUSTAINABLE PRODUCTS	(M) Further development of sustainable products and packaging, together with portfolio optimization, based on 5R logic.	Proactivity in realizing ESG trends and customer needs, combined with industry benchmarks.		

STADA'S RESPONSE	Upstream (outside-in or impacts on business)			MATERIAL TOPIC	Downstream (inside-out or impacts on the environment and society)			STADA'S RESPONSE
	High Impact (H)	Medium Impact (M)	Low Impact (L)		Low Impact (L)	Medium Impact (M)	High Impact (H)	
Full compliance with laws and regulations.	(L) Change of regulation to influence portfolio development.			PORTFOLIO DEVELOPMENT	(H) New prevention and therapy options through modern and affordable portfolio.	Scientifically backed predictiveness and market analysis in order to meet healthcare demand on time.		
					(L) Lack of particular products or launch delay.	Planning on time and full compliance with laws and regulations, enabled by reliable supply chain.		
Full compliance with laws and regulations. Continuous education and close engagement with all relevant stakeholders.	(L) Lack of respect for diversity inclusion and gender equality.			DIVERSITY, INCLUSION AND GENDER EQUALITY	(M) Improvement of respect for diversity inclusion and gender equality.	Trainings of employees and partners, together with constant improvement of fair working conditions. Promotion of D&I.		
Full compliance with laws and regulations with adequate planning based on proactive risk management.	(L) Lack of resources and need to switch to alternatives due to external factors and/or legislative changes.			RESOURCE CONSUMPTION AND WASTE	(M) Further improvement of environmental footprint by more efficient processes, green resources and employees' behavior.	Continuously improve environmental performance of our sites and partners.		
Proactive planning and processes optimization, with full regulatory compliance.	(M) Rising costs of regulatory demand and/or non-compliance with laws and regulations.			DECARBONIZATION AND CLIMATE CHANGE	(L) Not meeting external stakeholder expectations and foreseeable regulatory trends.	Proactive GHG management along long-term reduction targets.		

LEGEND	POSITIVE	NEGATIVE
	<b>LIKELIHOOD TO OCCUR:</b> <span style="display: inline-block; width: 10px; height: 10px; background-color: #d9ead3; border: 1px solid #ccc; margin-right: 5px;"></span> Low probability <span style="display: inline-block; width: 10px; height: 10px; background-color: #d9ead3; border: 1px solid #ccc; margin-right: 5px;"></span> Medium probability <span style="display: inline-block; width: 10px; height: 10px; background-color: #d9ead3; border: 1px solid #ccc; margin-right: 5px;"></span> High probability	
Significance of impact is presented by letter (L) for low, (M) for medium and (H) for high.		
Given that this is the first assessment of double materiality, the focus is on potential impacts, while in parallel monitoring of possible actual impacts is carried out, which will be presented in more detail in the next report on sustainable development. Also, all negative impacts that could potentially occur between two cycles of material assessment are being analyzed and managed through STADA's Risk Management System.		
NOTES	In 2022, in addition to the aforementioned impacts, global increase in energy prices, as well as turbulence on the international market due to the war in Ukraine, with its accompanying humanitarian and economic consequences, were identified and recognized as significant and growing impacts for the business environment and were considered when creating the business and ESG strategies. No high-level negative impacts were identified in 2022.	

MANAGEMENT OF MATERIAL TOPICS IS STRUCTURED ALONG THE MAIN E, S OR G PILLARS

ASPECT	MATERIAL TOPICS	MANAGEMENT OF MATERIAL TOPICS
E	<ul style="list-style-type: none"> <li>Sustainable products</li> <li>Resource consumption and waste</li> <li>Decarbonization and climate change</li> </ul>	Environmental aspects are centrally steered by the Global HSE function through global environmental standards/guidance; setting global and local targets and supporting the local operations with adaptation and implementation. HSE performance and risk reporting is integrated into the monthly business performance review process to the CTO. The locations have implemented local processes (e.g. certified ISO 14001 management systems) to ensure compliance with environmental laws and to continuously improve their environmental performance based on Group-wide requirements. Product-related aspects are addressed by integrating e.g. packaging aspects into product development or to review and improve existing products.
S	<ul style="list-style-type: none"> <li>Fair working conditions</li> <li>Corporate culture and values</li> <li>CSR and support to public healthcare</li> <li>Employee engagement and retention</li> <li>Data privacy and security</li> <li>Occupational health and safety</li> <li>Employee development</li> <li>Diversity, inclusion and gender equality</li> </ul>	STADA's personnel strategy is managed centrally by the Global Human Resources department at Group headquarter in Bad Vilbel, Germany. It consists of the following divisions: Talent Acquisition, Talent Development, Performance & Rewards (P&R) and HR Digitalization, Processes & Analytics. Further, these departments specify standards, guidelines and processes that are implemented by the international subsidiaries and supplemented in accordance with market-specific conditions. A global payroll policy was adopted in 2022. In view of a strong centrally managed international HR structure, there are also functional reporting lines from all regional HR managers to the global HR management, as well as a global HR management team with local representatives from the largest market regions. STADA endorses a pay-for-performance philosophy and utilizes variable incentives, when consistent with market practices, to drive individuals towards optimum performance. Global Rewards guidelines are based on 1.) market data and insights of the leading global providers (WTW, Mercer, KornFerry) and partly enriched by local providers as well as 2.) work measurement (job architecture, grading, job mapping or comparable) for a wide range of jobs and entities in STADA based on methods of the global leading methods such as e.g. WTW, IPE, former Hay. STADA's P&R department is tracking and monitoring GenderPay equality and working on ensuring compliance with EqualPay requirements from the EU commission which will be one of the focus topics for the coming years. STADA aspires to offer similar compensation ranges for both women and men, for the same business positions, regardless of gender or location of operations. Occupational health & safety (OHS) is managed centrally by the Global HSE function which is defining global OHS standards / guidelines as well as global and site-level targets, is managing OHS reporting and incident investigation and knowledge sharing across the local OHS functions. The sites have implemented local processes (e.g. certified ISO 45001 management systems) to ensure compliance with applicable laws and to continuously improve their OHS performance based on Group-wide requirements.
G	<ul style="list-style-type: none"> <li>Product quality and safety<sup>24</sup></li> <li>Respect for human rights</li> <li>Transparency and ethical marketing</li> <li>Governance and ethical business</li> <li>Access to medicines</li> <li>Responsible procurement</li> <li>Portfolio development</li> </ul>	Product quality and safety are in the focus of STADA's business operations as some of the main targets. To ensure product quality and safety, STADA complies with legal requirements and guidelines in its development activities or, in the case of local developments, with the respective national requirements. In addition, for the planning and execution of clinical trials, the Group follows so-called Good Clinical Practice (GCP). STADA follows Good Manufacturing Practices (GMP) guidelines at its production sites subject to GMP. As part of a Group-wide global pharmaceutical safety system – the STADA Global Pharmacovigilance System – the safety of all STADA pharmaceuticals worldwide is monitored and ensured through the collection and evaluation of reported pharmaceutical risks and/or suspicion on adverse drug reactions. For the global leadership team, there were monthly video conferences with the CEO as well as two in-person meetings in the spring and fall of 2022, focusing not only on strategic updates but also on corporate culture. At such calls and meeting all important governance and business topics are being presented in detail and discussed in order to achieve fully aligned action of further top-down implementation. Legal and Compliance business function sets organizational and procedural structure and provides advice to the business while the Internal Audit function is assessing all STADA's operations in order to provide full alignment with corporate policies and business ethics, as well as all applicable laws, standards and regulations. Values (incl. principles and standards with norms of behavior) are included as KPIs for each STADA management member on all levels. This is being evaluated each year and affects personal targets and achievements assessment.

<sup>24</sup> This topic affects 'social' aspect of ESG according to some referent standards and would be placed within the 'S' pillar of the ESG concept in future reports. At the moment, this topic is managed and supported by STADA's efforts allocated in 'governance'.

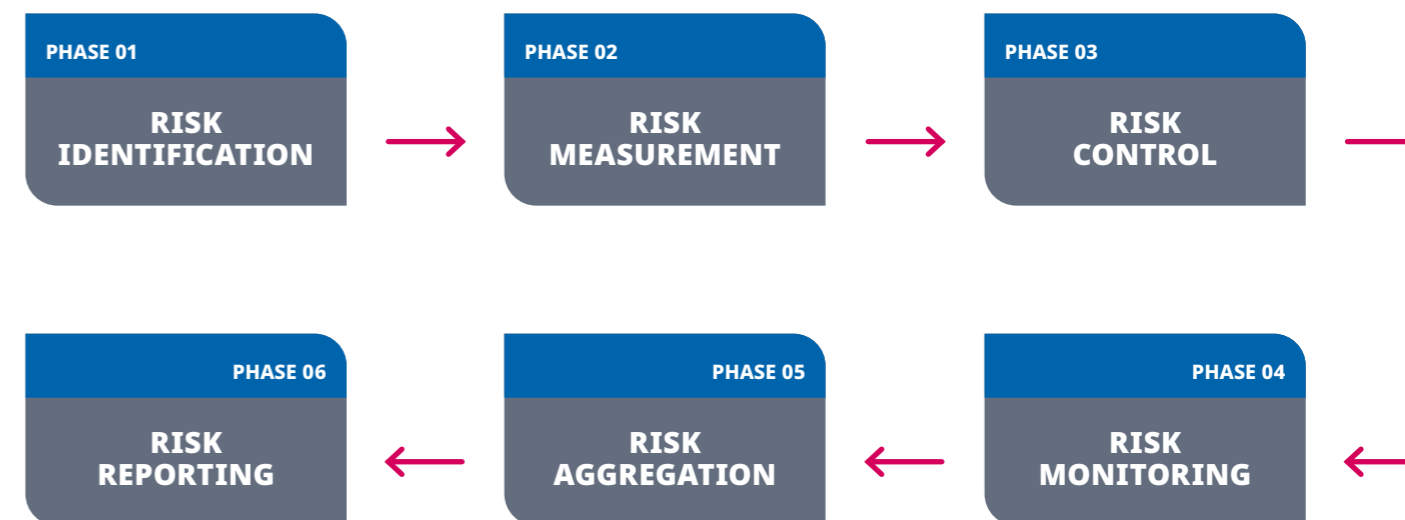
# RISK MANAGEMENT

STADA's Group-wide risk management system, including ESG risks, ensures the systematic and forward-looking handling of non-financial and financial risks.<sup>25</sup> It therefore fulfills the legal requirements of an early warning system in accordance with Section 91 (2) of the German Stock Corporation Act (AktG) and audit standard IDW PS 340. All departments at STADA AG and all operative affiliates of STADA are linked to the risk management system so that – in addition to the investigation and assessment of risks – comprehensive risk monitoring is possible. Generally, for each recorded risk, indirect effects of the risk are assessed and presented in addition to the direct effects on a quantitative level. The inclusion of indirect effects ensures that non-financial risks are also recorded in such a way that their indirect, financially measurable effects can be determined and mapped in the risk management system.



The STADA Group risk management process is composed of the following phases:

The Risk Management System is subject<sup>26</sup> to annual external audits, as well as internal audits in periodical intervals.



<sup>25</sup> More details about STADA Risk Management can be found in STADA's Annual Report 2022 / Risk Report, starting on page 67. (<https://www.stada.com/investor-relations/financial-publications/annual-report-2022>)

<sup>26</sup> Aligned with Sections 289 Paragraph 4 and 315 Paragraph 4 HGB (Germany's commercial code and accounting standards for how companies must prepare and report financial statements).

# STADA ESG OUTLOOK

**For STADA, ESG as a concept and an approach to responsible business, becomes more and more important every year, together with its efforts to pay special attention to business' and products' footprints and impacts.** In 2022, STADA published its first Global Sustainability Report on the financial year 2021, disclosing its commitments to sustainable future and support in fulfilling selected SDGs. STADA's ESG outlook includes multiple aspects, compatible with its global Sustainability & ESG Commitments Policy:

## ENVIRONMENTAL

**Environmental Management** - STADA's commitment to environmental issues is evident through its efforts to reduce its carbon footprint, responsible use of resources and waste generation. In this respect, STADA focuses primarily on its technical operations and production, and optimizing product aspects as packaging, but at the same time it strives to raise the level of awareness and responsibility on this topic within its supply chain and among the end users of its pharmaceutical products.

**Sustainable Procurement** - STADA is launching sustainable procurement policies and practices to manage potential risks in its supply chain. This involves working with suppliers to foster environmental and social standards and increase awareness while using EcoVadis® as ESG rating platform to assess suppliers and make joint effort of lowering environmental risk while improving environmental impacts.

## SOCIAL

**People development and Respect for Human Rights<sup>27</sup>** - At STADA, fostering people development and respect for human rights are fundamental pillars of the business model, as the company is committed to nurturing an inclusive workplace environment that promotes personal and professional growth, while upholding the highest standards of human rights.

**Labor Relations and Safety** - STADA is maintaining rigorous safety and quality standards, as well as investing in training and development of all its employees.

**Access to Medicine<sup>28</sup>** - as a producer of generic medicines and OTC products, STADA is well-positioned to positively impact health and well-being with affordable medications. The company's efforts in widening access to essential medicines can foster better social outcomes.

**Community Initiatives** - STADA continues to engage in corporate social responsibility (CSR) initiatives, such as supporting local communities, healthcare education and medical research.

## GOVERNANCE

**Corporate Governance** - STADA maintains a robust two-tiered corporate governance structure with an Executive Board and a Supervisory Board. The company emphasizes transparency, risk management, compliance, and ethical business practices.

**Code of Conduct and Ethics** - STADA adheres to a strong code of conduct and ethics, including guidelines on anti-corruption, insider trading compliance, and fair competition. Compliance with these guidelines is vital in ensuring internal and external trust.

**Stakeholders Management** - STADA engages with shareholders, customers, and employees through various channels, ensuring an open dialogue and balancing the interests of all stakeholders. Annual Stakeholder Dialogue for material assessment is a vital part of STADA's stakeholder engagement efforts.

Overall, STADA is expecting to have a positive ESG outlook. However, it is essential to regularly monitor the company's ESG performance, as well as external factors and regulatory changes that may impact its long-term sustainability. In 2021, STADA established a global sustainability approach by defining its Sustainability Policy 1.0, relevant SDG targets, and a link to the Group's business strategy. After the SEC defined ESG KPIs in order to follow future improvements, the first global STADA Sustainability Report was published as a starting point of STADA's sustainability journey and a benchmark to integrate sustainability aspects more systematically into its business processes. The Group is aware that it needs to continue that journey by defining areas for improvement from the 2021 starting point, such as presented in the table on the next page (to the right).

In 2023/24, STADA will re-visit and further extend its Sustainability Roadmap by including additional potential topics (i.e., access to medicines program extensions, rare diseases, etc.) and associated ESG aspects within its new double materiality assessment. Therefore, STADA plans to invite a wider number of external stakeholders, within different categories, defined within its stakeholder mapping, to the third cycle of stakeholder dialogue in 2024.

<sup>27</sup> Respect for Human Rights represents an important pillar of STADA's relationship to people (its employees and supply chain). Since it is enabled by governance, it would be elaborated as an asset of "G" aspect within ESG concept in this Report (or with SDG 17).

<sup>28</sup> Access to Medicines represent an important social aspect from external perspective, but since it is enabled at STADA by governance (internal perspective), it would be elaborated as an asset of "G" aspect within ESG concept in this Report (or with SDG 3 and SDG 9).

ESG AREA	PARTICULAR TOPIC	STADA'S Commitments for 2022	STADA'S Achievements in 2022 / Commitments for 2023
E	CARBON EMISSIONS	Pursue -42% decrease of carbon emissions (2020-2030) to support the 1.5°C target incl. increase of renewable energy & energy efficiency, following Paris Agreement.	<b>Achievement in 2022:</b> <ul style="list-style-type: none"> <li>Reduction of absolute carbon emission by ~ -16% (2020 – 2022)</li> </ul> <b>Commitments for 2023:</b> <ul style="list-style-type: none"> <li>Continue reducing carbon emissions in line with long-term target</li> <li>Define scope 3 baseline</li> </ul>
	SUSTAINABLE PRODUCTS AND PACKAGING	Full implementation of 5R strategy while designing products and packaging: <i>REMOVE, REDUCE, REUSE, RECYCLE, REFILL.</i>	<b>Achievements in 2022</b> <ul style="list-style-type: none"> <li>5R strategy integrated in product design process</li> <li>First pilot projects to reduce packaging / use of recycled PET implemented (see section...)</li> </ul> <b>Commitment for 2023:</b> <ul style="list-style-type: none"> <li>Further develop internal processes to embed sustainability aspect in product development process (internal Eco-Guidelines)</li> </ul>
S	DIVERSITY / GENDER EQUALITY	Continue to increase the % of women in management positions at all 3 management levels	<b>Achievements in 2022</b> <ul style="list-style-type: none"> <li>1% increase of women at all management levels</li> </ul> <b>Commitments for 2023</b> <ul style="list-style-type: none"> <li>To keep the % of women at all management levels on the same level or to improve</li> </ul>
	SAFETY AT WORK	Increase the safety performance and achieve STADA's LTIR Target below 0.35	<b>Achievements in 2022</b> <ul style="list-style-type: none"> <li>LTI Rate of 0.35 achieved</li> </ul> <b>Commitments for 2023</b> <ul style="list-style-type: none"> <li>LTI Rate &lt; 0.30 in 2025</li> </ul>
G	RESPONSIBLE PROCUREMENT	Build and start the roll-out of our responsible procurement approach in 2022 as a basis from which to establish more precise targets	<b>Achievements in 2022</b> <ul style="list-style-type: none"> <li>Organizational structure for 'Responsible Procurement' established and EcoVadis program started</li> </ul> <b>Commitments for 2023</b> <ul style="list-style-type: none"> <li>Full implementation of 'Responsible Procurement' processes</li> <li>Roll-out of EcoVadis platform for supplier ESG rating</li> </ul>
	ESG STRATEGY DEFINITION AND DATA REPORTING	Harmonize and improve global ESG data tracking of all relevant parameters	<b>Achievements in 2022</b> <ul style="list-style-type: none"> <li>First full Sustainability Report 2021 published in 2022 (PwC limited assurance)</li> <li>Good external rating by 'Sustainalytics' (ESG Risk Rating = 22.2, Dec. '22)</li> </ul> <b>Commitments for 2023</b> <ul style="list-style-type: none"> <li>Launching ESG/Sustainability Policy 2.0 with ESG commitments</li> <li>Issue STADA Sustainability Report for 2022</li> <li>Continue to implement ESG projects/ actions and improve external ESG ratings</li> <li>Implement IT-tool for Scope 1 – 3 calculation and reporting</li> </ul>

**NOTES:** Commitments are made compared to current status of reference areas and topics presented in the First Global STADA Sustainability Report for 2021 as well as STADA's Annual Report 2021 and would be used as referent comparisons to the development of internal ESG programs (presented in Sustainability Report for 2022).

# STADAs Contribution to SDGs

<sup>29</sup> Only content presented in the Section 1 and Section 3 marked with (✓), has been audited by the independent auditor. The audit report is stated at the end of this sustainability report. Illustrative examples shared in this section represent some of STADA's efforts with local affiliates to achieve potential positive impacts on the environment and the society, while trying to improve overall ESG performance of the Group and initiate potential formal ESG programs in future.

## SECTION 02



# SDG 3

## Good health and well-being





# Frank Staud

EXECUTIVE VICE PRESIDENT GLOBAL  
COMMUNICATIONS, BRANDING & SPONSORING

Besides its wide portfolio of quality medicines, STADA puts focus on prevention and creation of a healthy lifestyle, while caring for people's health. Improving access to medicines aligns with STADA's purpose and values, in that it ensures that more people can use affordable, high-quality medicines, and encourages adding value through innovation.

## UN SDG 3: GOOD HEALTH AND WELL-BEING

STADA's contribution to SDGs

**The Sustainable Development Goal 3 is committed to ensure healthy lives and promote well-being for all at all ages.**

For STADA personal sustainability means good health and well-being. This is reflected in STADA's purpose of Caring for People's Health as a Trusted Partner. Through an effective portfolio of pharmaceuticals that are available to all people, combined with education on healthy habits and lifestyles, STADA aims to contribute to promotion of preventive healthcare and lowering health risks. Finally, by supporting local communities in improving healthcare capacities, STADA strives to achieve a positive impact on society and the environment. The following material topics are mainly relevant for STADA to support SDG 3:<sup>30</sup>



<sup>30</sup> Portfolio development and Access to medicines are also elaborated within the SDG 9 chapter of this section.



# PORTFOLIO DEVELOPMENT

STADA, as a generic drugs manufacturer, aims to contribute to public health and the UN's third SDG by providing affordable and effective medication.

It aims to cover numerous pharmacotherapeutic groups with patent-free drugs at competitive prices, launch generic products promptly after patent expiration, and there by optimize its product portfolio in order to meet the actual needs of people and healthcare systems. STADA's portfolio includes the Generics and Consumer Healthcare segments, with an expanded focus on specialty pharmaceuticals.<sup>31</sup> STADA is a global entity which, through cooperation with global partners, distributes its products in 120 countries and has internal production in 11 countries. The company strives to provide medication aligned with WHO's Model Lists of Essential Medicines.<sup>32</sup>

PHARMACOTHERAPEUTIC GROUPS THAT STADA COVERS	STADA PORTFOLIO IN TOTAL SALES
<ul style="list-style-type: none"> <li>Alimentary tract and metabolism</li> <li>Blood and blood forming organs</li> <li>Cardiovascular system</li> <li>Dermatologicals</li> <li>Genito-urinary system</li> <li>Systemic hormonal preparations</li> <li>Anti infectives for systemic use</li> <li>Antineoplastic and immunomodulating agents</li> <li>Metabolism and endocrinology</li> <li>Nervous system</li> <li>Antiparasitic products</li> <li>Respiratory system</li> <li>Sensory organs</li> <li>VMS</li> </ul>	<p>38% GENERICS</p> <p>43% CHC</p> <p>19% Specialty / Biosimilars</p>
TOTAL NUMBER OF PRODUCTS	% OF WHO MODEL LISTS OF ESSENTIAL MEDICINES <sup>33</sup>
<p>MORE THAN</p> <p><b>25,000</b></p> <p>SKUs in all dosages and forms</p>	<p>STADA'S PRODUCTS COVER</p> <p><b>22%</b></p> <p>of the listed medicines or 122 out of 544 medicines listed<sup>34</sup></p>



In the area of preventive health education, STADA uses its digital communication platforms to help patients and consumers in making informed choices with regards to the managing and protecting of their health. This includes insights into healthcare attitudes and behaviors generated by the annual STADA Health Report.<sup>35</sup>

**Volker Sydow**  
Executive Vice President Global Consumer Healthcare

<sup>31</sup> More details on three main segments of STADA's portfolio could be found in Section 1 of this report.  
<sup>32</sup> The WHO Model Lists of Essential Medicines are updated every two years by the Expert Committee on Selection and Use of Essential Medicines.  
<sup>33</sup> Excluding medicines distributed in Europe country markets.  
<sup>34</sup> Including least-developed countries (LDCs), low-income countries (LICs), low-middle income countries (LMICs) and upper middle income countries.  
<sup>35</sup> More details on this report are available at: <https://www.stada.com/media/health-reports/stada-health-report-2022>

STADA's prevention and self-care treatment portfolio is based on strong consumer health hero brands



Further aspects of STADA's product portfolio are elaborated within SDG 9 chapter of this Report.

## STADA'S ESG INITIATIVE

# STADA Health Report 2022

Most comprehensive study of its kind within the industry

With 30,000 respondents from 15 countries, the STADA Health Report has become one of the most extensive health studies in Europe.

STADA is in its 4th year of gathering results with this study on a multi-country level providing an accurate picture of the population with regards to health issues. The Health Report has become a reliable barometer of mood of the European population, bringing STADA's purpose Caring for Peoples Health as a Trusted Partner to life. It has become a trusted source for quality content and serves as a powerful information tool.

The annual survey provides business-relevant data and facts from

the most important markets within the STADA Group. Not only for media relations, but the results are also highly suitable for addressing customers through the sales force. In this way, it provides an ongoing source of typical discussions and education with STADA's target groups, healthcare professionals, pharmacies as well as political stakeholders, like the EU Parliament.

Through the STADA Health Report, STADA aims to provide scientifically verified data to stimulate debates around healthcare trends and the necessary actions to further support the invaluable work done every day by physicians, hospitals, government, or pharmacies, for patients.

The panel included a total of  
**29,637**  
PEOPLE  
(2,000/country)

**18-99**  
AGE RANGE

**15**  
COUNTRIES



## ACCESS TO MEDICINES



**Access to medicines aligns with STADA's purpose and values, contributes to its business growth while enabling more people to gain access to affordable medicines, and supports its innovation efforts.** Also as a provider of generic drugs, STADA's mission includes ensuring health and well-being of the public. The company aims to provide access to crucial medicines in the Gx target markets where it operates, aligning with its mission. By doing so, it is STADA's goal to help prevent disease and promote healthy lifestyle in accordance to scientifically backed researches. Providing access to affordable medicine supports the UN's third SDG – ensuring healthy lives and promoting well-being for all at all ages. This aligns with STADA's sustainability commitments and further enhances its corporate social responsibility. Providing ac-

**STADA strive to help increase accessibility to different types of medical treatments.**

cess to medicines often requires innovative solutions, such as developing new delivery methods or addressing logistical challenges. These challenges are cultivating an environment of innovation within STADA, leading in the development of new products and services.

As a generic drug manufacturer, STADA strives to contribute to access to medicines programs in various ways. Affordable pricing is one of key aspects where STADA can contribute significantly to the health system by offering medicines at affordable prices.<sup>36</sup> The company initiates partnerships with governments, NGOs, or other healthcare institutions to accelerate access to medicines. These partnerships may lead to bulk purchasing agreements, distribution deals, or healthcare initiatives in underserved regions.

Ensuring consistent and reliable delivery of medicines to all parts of the world where STADA operates, especially remote and rural areas, is critical. That is why STADA invests in improving its logistics and supply chains to ensure that its drugs reach the patients in the markets where it operates (directly or indirectly via its affiliates or third parties) in a timely and efficient manner. By operating manufacturing facilities in or near underserved areas, STADA can reduce costs and delivery times. Local production also helps to legally bypass import restrictions or tariffs that may otherwise limit access to medicines.

Providing access to medicines often requires innovative solutions, such as developing new delivery methods or addressing logistical challenges.

STADA continues to invest in the research and development of additional generic alternatives for essential drugs. By widening its portfolio of generic drugs, STADA strives to help increase accessibility to different types of medical treatments. It also invests in the education of healthcare professionals and the general public about the efficacy and safety of generic medicines, which helps overcome any existing stigma or misconceptions about generic drugs and thereby helps increase their use.

In order to increase its contribution to the general access to medicines, STADA strives to develop its global program starting from 2023, based on its present local initiatives in low-mid income countries (i.e. Serbia and Vietnam).

### STADA'S ESG INITIATIVE

## The most important call in life / Serbia

Hemofarm Group and its Foundation, in partnership with the Serbian Ministry of Health, the Republic Health Insurance Fund, and the patient association 'Together for a New Life', is relaunching the campaign for increasing the number of donors and transplants known as 'The Most Important Call in Life'. The aim of 'The Most Important Call in Life' campaign is to appeal to people's sense of humanity and improve the chances of nearly 2,000 people who are waiting for that call every day.



During the campaign, 91 billboards were visible in 16 cities of Serbia with the message 'I'm waiting'. About 2000 people are waiting for the most important call in life. Anyone can be a hero. Become a donor. TVC 'The most important call in life' was broadcasted on national and cable televisions, in waiting rooms Primary Healthcare Centers and taxi vehicles. The website 'The most important call in life' consists of 14 life stories of patients and 9 confessions of physicians, myths and truths about organ donation and transplantation, frequently asked questions and answers. The social media profiles were created on Facebook and Instagram with a high rate of positive response of the audience from the beginning of the campaign. National Donor Day, which was established by Hemofarm Foundation in 2016, was marked on June 6, 2022, with guest appearances on various TV and Radio programs with a national and cable frequency.

During the campaign implementation, the response of the institutions and public was above expectations, while the Government of Serbia adopted amendments to the Law on Transplantation of Human Organs and Amendments to the Law on Human Cells and Tissues and forwarded them to the Parliament of Serbia for adoption. Throughout the year, 7 families gave their consent for the organs of their loved ones to be donated, thanks to which 15 human lives were saved.

<sup>36</sup> Generic medicines typically cost a fraction of their patented counterparts, enabling a wider segment of the population to access life-saving treatments.



# TRANSPARENCY AND ETHICAL MARKETING

**STADA and its affiliated companies worldwide are committed to achieving their economic success whilst maintaining high standards of ethical, responsible and compliant behavior.** STADA does not tolerate any form of bribery and corruption in the course of doing business. It is not allowed to promise, offer, make or authorize, any financial or other advantage in order to secure an improper advantage. This holds true for any kind of business partners.

Marketing and product labeling in the pharmaceutical sector requires STADA to conduct ethical reviews of product-related information, ensuring not just legal compliance, but also confirmations from relevant scientific sources. Therefore, being compliant with the applicable laws is only the first step for STADA; the company goes further by fostering accessibility, transparency and ethical conduct, while ensuring that its pharmaceutical product information is accurate, validated, and ethically obtained.

In line with legal requirements, STADA communicates the intended uses, therapeutic benefits and usage guidelines of its pharmaceutical products (in respect of their specific category, being either Rx or OTC product) through ongoing interaction with relevant stakeholders, particularly medical professionals and pharmacists. Its insistence on therapy being directed solely by legitimate professional judgment also fosters a sense of duty among the public to report any suspected adverse reactions to drugs. STADA proactively offers scientifically backed information on proper drug use out of relevant and approved clinical studies, together with advice on preventive care and developing healthy lifestyle (i.e., Health Report, #HealthStories, etc.). In addition to the compliance with legal requirements, the relevant information is also checked internally by the Legal Affairs and Quality Compliance Division to protect interests of all parties involved, from professionals to patients.

**Marketing and product labeling in the pharmaceutical sector requires STADA to conduct ethical reviews of product-related information, ensuring not just legal compliance, but also confirmations from relevant scientific sources.**

STADA's global guideline on Marketing & Sales was updated in 2022 and serves as the framework of marketing of pharmaceuticals within the Group in line with internationally applicable laws and regulations. The purpose of STADA's internal guidelines is to ensure that marketing and sales practices are based on a legal, ethical and patient-focused foundation and that the interaction with healthcare professionals is appropriate and in line with the applicable laws and regulations. Furthermore, it aims to protect and enhance the value of integrity at STADA. Integrity is a core value and is key for STADA as a pharmaceutical company, since patients and consumers trust STADA and its products for their health and wellbeing. The updated guideline reflects all requirements from the Code of Conduct of Medicines for Europe, an association of European pharmaceutical companies in the area of biosimilars and generics, of which the STADA Group is a member. The most significant changes to this directive include the cross-border publication of transfer of values to healthcare professionals and healthcare organizations and the dispensing of sample pharmaceuticals.

STADA supports transparency of the interactions with the healthcare community in line with the Medicines for Europe Code of Conduct to prevent any unethical and illegal behavior. STADA reports any transfer of values made to healthcare professionals, healthcare organizations and patient organization on a yearly basis that are within the scope of the Code of Conduct and in strict compliance with data protection regulation.

STADA strives to constantly improve its internal transparency in communication, starting from inside-out. The promotion of networking and the flow of information within STADA was also at the heart of the expansion of STADA. By including French, Dutch, Romanian and Czech local pages the number of available languages of the STADA Intranet has been in-

creased to nine, together with personalized news feed. Employees can now subscribe to topics based on their individual needs and receive news that is tailored to their interests. To provide even better information to the roughly 7,000 STADA employees in production, logistics, laboratories and the supply chain area, a "TechOps brochure" was published for the first time in the third quarter of 2022. The printed magazine was produced as a pilot project for the sites in the UK, with other countries in which STADA operates production sites to follow this pilot. The constant flow of information was also maintained through four issues of the employee magazine "One STADA News", which is published in twelve different languages and with numerous local editions, as well as three global townhalls. These were broadcast live on the intranet with simultaneous translations to enhance and ensure transparency. At country level, there were also many local events targeted at employees to foster the internal communication.

STADA's efforts to bring to life its purpose of caring for people's health as a trusted partner were also recognized through various awards in 2022. For example, in Serbia, STADA's Hemofarm Foundation charity continues to receive local and international praise for its 'Unbreakable' mental-health initiative, including most recently via an Effie Silver award, a Health Care and Social Welfare award from Emerging Europe Organization, and an Eskulap Award from Serbia's Association of Privately Owned Health Care Institutions, among others. In Belgium, the local EG team won a bronze Effie award for its 'Long Live Health' that highlights the company's strong local contribution with regards to the accessibility of affordable medicines. Furthermore, STADA prevailed in the Global Generics & Biosimilars Awards 2022 Intellectual Property Initiative of the Year.


## STADA'S ESG INITIATIVE

### Easy access to basic healthcare services and medicines / Vietnam



Central Vietnam around the Pymepharco production site Tuy Hoa, Ohu Yen Province is considered as the one of the under-developed (rural) parts of the country. Pymepharco is considered an important and significant employer in this area by local communities, that have low access to basic healthcare services. In line with its local responsibility and STADA's purpose, Pymepharco strives to provide access to medical advice sessions accompanying by free medicines for neighboring communities in rural areas. That is why it identifies key stakeholders and cooperates with high-impact local institutions and organizations with wide reach, like the Youth Union and its events. Beside its initiative to establish a tenure of visits to people in rural areas to provide free-of-charge medical advice sessions including free medicine giveaways to locals, Pymepharco educates local nurseries and village doctors on responsible and correct medicine usage.

In 2022, Pymepharco also participated in medicine donations for local communities in the rural areas of Central Vietnam in cooperation with CP's Youth Union. The main target groups were old and poor residents in local Vietnamese communities, like Song Hinh and Song Cau near Pymepharco's Tuy Hoa site. Donation of generic medicines accompanied with Pymepharco employees and local Youth Union representatives to explain medicine's usage and a free-of-charge basic health check-up.



## SDG 8

# Decent Work and Economic Growth



# Simone Berger

CHIEF HUMAN RESOURCES OFFICER (CHRO) /  
HEAD OF GLOBAL HUMAN RESOURCES

\* Also referred as CPO in this Report due to the future change of the name of the role.

Employee engagement and diversity are among the key driving forces for STADA's growth. The creation of a fair and positive workplace environment is crucial to ensuring employees feel valued and fulfilled. With appealing working conditions, STADA aims to attract and retain the best employees, as well as to unlock the full development potential of all its team members.

## UN SDG 8: DECENT WORK AND ECONOMIC GROWTH

STADA's contribution to SDGs

**The Sustainable Development Goal 8 is committed to promote sustained, inclusive, and sustainable economic growth, full and productive employment, and decent work for all.**

In order to support meeting this SDG, STADA strives to offer fair and supportive working conditions to its employees. This enables achieving sustainable economic growth. A fast-moving external environment requires agile adaptation to all challenges, including caring for people's health. This is why STADA encourages its employees to act as entrepreneurs, enabled by its corporate values. The following material topics are mainly relevant for STADA to support SDG 8:

- 01 Fair working conditions
- 02 Employee engagement and retention
- 03 Employee development
- 04 Diversity, inclusion & gender equality
- 05 Occupational health and safety



# FAIR WORKING CONDITIONS

**STADA believes that creation of a fair and positive workplace environment is crucial for driving happiness of its employees—this in turn directly influences the potential for improvement and progress for the employees themselves as well as for the company.** STADA is committed to promote equality by offering the same opportunities to all while also acknowledging and rewarding personal contributions and business successes. In addition, the company supports the actions of independent labor unions, ensuring that employment conditions are consistently reviewed from different perspectives. It encourages a business culture where everyone is invited to speak up,

**STADA is committed to promote equality by offering the same opportunities to all.**

while promoting open communication. Family-oriented HR policies are of significant importance to STADA— they aim to balance family life and career by offering flexible work schedules and providing childcare expenses assistance. Not only that, in different countries, STADA offers counseling and coaching for many situations in life, for example in Germany on the topic of caring for relatives, budgeting and health through the application of an Employee Assistance Program from PME Familienservice. In 2023, STADA is planning to implement a new global approach addressing mental health issues, available for all STADA employees and their family members.

# EMPLOYEE ENGAGEMENT AND RETENTION

**With an attractive working environment, STADA aims to attract and retain the best employees. To this end, STADA offers its workforce a wide range of social and monetary benefits in addition to a strong corporate vision, corporate goals and corporate values.** In recognition of its efforts, in 2022 STADA was again recognized by the Top Employers Institute as a top employer in Germany, Serbia, Bosnia and Herzegovina, Montenegro and also, for the first time, in Bulgaria. For the award, STADA successfully completed a multi-stage certification program in which the categories were audited and evaluated by independent experts. The re-qualified countries of Germany, Serbia, Bosnia and Herzegovina and Montenegro once again improved their results from the previous year.

Employee engagement is the driving force to STADA's growth. That is why STADA's utmost priority is to maintain a high level of employee engagement and the company conducts regular em-

**Employee engagement is the driving force to STADA's growth.**

ployee surveys that allow employees to provide feedback and to see where they stand as a team. The results of the last survey show once again the continuously strong commitment of all teams with an impressive overall employee satisfaction score of 8/10. This figure not only demonstrates the passion of the employees, but it is also highly representative, as once again more than 80% of all STADA employees participated in the survey. Current results also show how much STADA's employees are "proud to work for STADA."

STADA fosters an open feedback culture and encourages two-way feedback – from superiors to employees and vice versa. To this end, regular feedback interviews and employee surveys are conducted to assess their work, their supervisor and the working atmosphere, among other things. STADA promotes a "speak-up culture". Within the scope of the employee surveys, employees supplemented their answers with around 30,000 personal comments, thus sharing their vision of STADA's successful future.

When it comes to recruiting personnel, STADA relies on value-based recruiting and uses various recruitment instruments including job advertisements, career fairs or direct approaches through professional and social networks such as LinkedIn & Xing.

# EMPLOYEE DEVELOPMENT

**STADA is steadfast in its commitment to empowering its employees through education and ongoing professional development.** Concurrently, the company takes strides to identify and cultivate uniquely gifted personnel, as their contributions are seminal for the generation of future opportunities. Vocational training and development at all hierarchical levels helps to secure and strengthen the company's competitiveness. STADA therefore attaches great importance to training and development.

The ultimate objective is to meet the company's own needs for qualified junior staff and to fill as many management and professional positions as possible from our own ranks in the future. To this end, STADA uses internal promotion and targeted development programs.

The individual training of employees is defined and coordinated by the respective departments on a needs-oriented basis and in accordance with individual development targets. This includes not only to improve professional competence, but also leadership, methodological and social competence as well as foreign language support. Within this framework, development discussions between employees and their supervisors form the basis for individual development plans.

In order to provide all employees with equal access to training, the "Learning" module was introduced in the year under review as part of the continued implementation of the SAP-based human resources IT landscape. This means that employees now have the opportunity to take part in voluntary computer-based

## STADA'S ESG INITIATIVE

### Employer Branding - Attitude accelerates performance

To build the best high-performing team in the industry, STADA is focusing on hiring employees who embrace the company's growth culture and values. "Attitude accelerates performance" is a comprehensive talent project designed to hire for attitude and to base the recruitment process on both a strong performance track-record as well as full alignment with STADA's values and behaviors. STADA's culture is internally recognized as a strong competitive advantage for achieving sustainable growth and outperforming the competition. Candidates that share our growth mindset are onboarded faster and are more successful. Having the right attitude and empowering ourselves to develop and add value by bringing our uniqueness to STADA is driving our success. That is why it is important to hire for attitude & performance and base STADA's hiring strategy on the company's values and growth mindset. To find strong performers with the right attitude in line with this culture, potential candidates need to be engaged in their journey before and during application. In line with that, STADA designed a new candidate experience.

**The individual training of employees is defined and coordinated on a needs-oriented basis and in accordance with individual development targets.**

training measures in addition to the required compliance and job-specific training measures.

STADA has a global program for the promotion of talent aligned with the corporate culture and the goal of future growth. In three development cycles, participants are given a comprehensive understanding of STADA's purpose, values and strategy.

Two global programs are used in the Group with the aim of recruiting and promoting young talents. Over the course of the 24-month "Impact" trainee program, participants are trained in four functional areas at STADA and prepared for a potential long-term position in the STADA Group. The "Accelerate" program, which was started in financial year 2021, is targeted toward people with initial work experience and aims to train future managers during a 24-month program. STADA also offers students the opportunity to gain practical experience in the pharmaceutical industry with an internship or clerkship.



# DIVERSITY, INCLUSION & GENDER EQUALITY



As an internationally active Group with locations in over 50 countries worldwide, cultural diversity is an important part of STADA.

**STADA strives to develop a team of equals that offers the same chances to everyone, regardless of gender, age, origin, affinities, etc., with their key to success based on results of professional performance and collegial relationships within the team.<sup>37</sup>**

As an internationally active Group with locations in over 50 countries worldwide, cultural diversity is an important part of STADA.

STADA Group strives to position diversity as a unique quality and differences as a strength. In this respect, uniqueness includes personality, experience, gender, ethnicity, sexual identity and much more. The Group encourages every employee to leverage their uniqueness and sees this as a recipe for success in its growth culture.

In order to draw attention to and promote this diversity, STADA launched a communication campaign in financial year 2021 under the motto “#UniqueStartsWithU”,<sup>38</sup> which was continued in 2022. Within the scope of this campaign, various aspects of uniqueness were presented, including language, sexual orientation, gender, etc.

With regard to equal opportunities for women and men, STADA believes that a balanced representation of both genders when filling positions is extremely important. Also, as part of succession planning for managers, the Executive Board focuses on an appropriate advancement of women in order to steadily increase the proportion of women. When it comes to filling management positions, however, the professional and personal qualifications of the can-

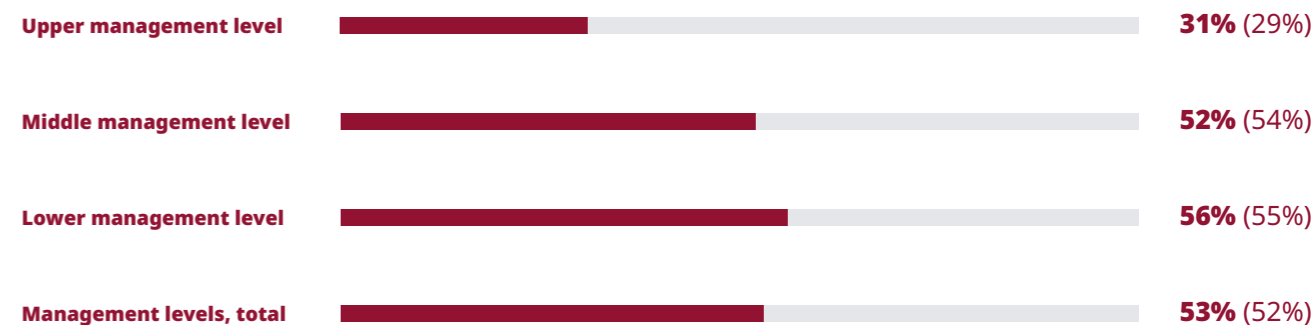
didates, and not their gender, are always at the forefront.

The proportion of women employed in management positions<sup>39</sup> in the Group in 2022 amounted to approximately 53% (previous year: approximately 52%).

Gender diversity is measured at various levels at STADA, with a division in “upper, middle and lower management levels”. The “upper management level” includes all members of the STADA Global Leadership Team. In this Group, women had a share of 31% as of December 31, 2022 (December 31, 2021: 29%). For the “middle management level”, the share of women was 52% (December 31, 2021: 54%). For the “lower management level”, the proportion of women was 56% (December 31, 2021: 55%).

## WOMEN IN MANAGEMENT POSITIONS

Share of women as of December 31, 2022 (December 31, 2021)



## STADA'S ESG INITIATIVE

# HERO Learning Initiative: Unlock the door to personal growth

STADA offers various learning approaches to fit individual learning styles. The latest highlight of STADA's learning development was the launch of HERO Learning platform in July 2022.

The HERO Learning launch allows employees to take ownership of their development and take an active role in learning. Based on individual preferences, employees can select articles, videos, webinars, podcasts, and e-learnings on various topics – all of which are closely tied to STADA's strategic pillars, values, and the related behaviors. Learning can now happen independently of time and place: With the SuccessFactors app, even monotonous train rides or other

waiting times can instead be used for ongoing learning. In addition to over 1,000 learning items currently available, the learning management system (LMS) is promoting monthly learning opportunities related to specific topics or events. STADA's internal global development programs present additional opportunities for learning: Ready to Grow (for employees with 5 to 10 years of experience on the job), Get Growing (10 to 15 years) as well as Keep Growing and Grow Higher (both 15+ years of experience). The programs are targeted to different levels, from individual contributors up to senior leaders. All foster skills, mindsets, and behaviors for employee's future career progressions at STADA.



<sup>37</sup> 25% of the STI scheme is dedicated to STADA values out of which 6,25% of STI achievement is linked to collegial relationship, represented through One STADA value (visible in the SAP Success Factors).

<sup>38</sup> Video available at STADA's YouTube channel: <https://www.youtube.com/watch?v=mbSVRZWI4vM>

<sup>39</sup> All employees with at least 1 direct report are considered managers; lower management = at least 1 direct report; middle management = at least 1 direct report who also has at least 1 direct report; top management = SGLT; overall management = sum of low, middle and top management.





# OCCUPATIONAL HEALTH AND SAFETY

**STADA's HSE (Health, Safety and Environment) approach is an integrated part of its production sites' business performance.**

HSE management systems were implemented on global and site level to ensure safe and healthy working conditions for employees and contractors. In 2022, a certified occupational health and safety management system was newly implemented at our two sites in Tuy Hoa, Vietnam, bringing the total number of sites certified in accordance with ISO 45001 to eight as of December 31, 2022. Other production sites are currently in the process of implementing ISO 45001 systems.

STADA takes a proactive approach to managing safety through risk assessment of its materials, processes, and workplace activities with training targeting competency building of its staff. Safety targets and KPIs are defined at global and local level and are fully integrated in our operational management reporting. Accidents and near-misses are analyzed based on global specification to identify the underlying causes, with lessons learnt shared globally to prevent re-occurrence.

In the reporting year, based on a broad range of measures, it was possible to again reduce the number of accidents as compared to 2021. In 2022, there were no recorded fatal accidents but two accidents with severe finger injury occurred which also resulted in the increase of lost working days. Both accidents have been fully investigated, adequate corrective actions have been defined, implemented and discussed across the internal network to avoid similar situations across our network.

Occupational health support is provided by external company doctors / occupational health providers, which includes mandatory health surveillance checkups and additional voluntary



LOST TIME INCIDENT RATE**	2021	2022
LTIR - STADA Global	0.40	0.35

health checks. Beyond this, STADA continued to offer local programs to address general health aspects including the global 'Health Challenge', local 'Health Days' with specific actions and offers or e.g. voluntary co-funding of fitness center memberships.

<sup>40</sup> LTIR calculated based on 200,000 working hours.

## Quick Facts

EMPLOYEES DRIVE STADA'S GROWTH / PULSE SURVEY RESULTS

8.2/10

I AM PROUD TO WORK FOR

STADA

8.1/10

STADA cares about its employees in line with the company's purpose "Caring for People's Health as a Trusted Partner"

7.7/10

I feel a sense of personal achievement for my work at STADA

### STADA'S ESG INITIATIVE

## Health Challenge Initiative: Outgrowing ourselves together

Colleagues from different countries and functions went on a journey around the world together, collecting steps and developing healthier habits.

The STADA Step Challenge was conducted for the first time in 2020. Countless local activities encouraged everyone to keep going. Whether it was the water bottle or the rain jacket, the joint yoga sessions or Walking Wednesdays. Some colleagues even participated

in triathlons, climbed mountains or competed in tournaments. People pushed themselves both physically and mentally. It is not only about the physical effort, but also about being resilient. Especially the last stretch is often the hardest and it takes a strong will for the final sprint. Something employees also apply in their daily work routine. There is no better way to demonstrate STADA's purpose of Caring for People's Health as a Trusted Partner.

4,300 PARTICIPANTS

9 WEEKS

2.1 BILLION STEPS



# SDG 9

# Industry, Innovation and Infrastructure



# Yann Brun

EXECUTIVE VICE PRESIDENT, HEAD OF GLOBAL DEVELOPMENT, PORTFOLIO, REGULATORY AND BUSINESS DEVELOPMENT/LICENSING

In addition to its extensive range of generic and over-the-counter medicines that provide broad patient access to high-quality treatment options, STADA is increasingly working with partners to develop and supply added-value specialty medicines for specific chronic, life-changing and rare health conditions.

## UN SDG 9: INDUSTRY, INNOVATION AND INFRASTRUCTURE

STADA's contribution to SDGs

**The Sustainable Development Goal 9 advocates for building resilient infrastructure, promoting inclusive and sustainable industrialization and fostering innovation.**

One of the main aspects of supporting SDG 9 aligns with STADA's core business—the production of affordable, effective, quality drugs. This requires an agile response the market needs, centered on supporting public healthcare systems. For a better health, STADA constantly improves its product portfolio and production infrastructure together with its employees, stakeholders, and local communities. The following material topics are mainly relevant for STADA to support SDG 9:

- 01 Product quality and safety
- 02 Portfolio development
- 03 Access to medicines
- 04 Responsible procurement



# PRODUCT QUALITY AND SAFETY

**Pharmaceuticals are products that have a direct impact on people's health. For this reason, STADA, as a pharmaceutical and healthcare Company, is responsible for ensuring the Group-wide safety of its products and thus also the safety of patients.** In order to ensure that patients are provided with the best possible care, STADA's products are subject to strict product safety and quality requirements across the entire value chain – from clinical studies and production to pharmaceutical risk assessment. Internationally valid frameworks such as “Good Clinical Practice”, “Good Manufacturing Practice” and “Good Pharmacovigilance Practice” are therefore particularly important for STADA.

## GOOD CLINICAL PRACTICE

To ensure product safety and quality, STADA complies with legal requirements and guidelines in its development activities or, in the case of local developments, with the respective national requirements. In addition, for the planning and execution of clinical trials, the Group follows so-called Good Clinical Practice (GCP), an international ethical and scientific standard for the planning, conduct, documentation and reporting of clinical trials in humans. Compliance with this standard ensures that the rights, safety and well-being of trial subjects are in accordance with the Declaration of Helsinki. It also ensures the credibility of data collected during clinical trials. Contract research organizations for the execution of clinical trials in Germany and internationally are qualified by STADA and regularly audited in order to ensure GCP compliance during the conduct of a study. In addition, all clinical trials are monitored at trial sites so that any deviations from the GCP standard can be recognized at an early stage and corrected if necessary. With regard to testing policy, STADA is committed to conducting no animal testing, except where such testing is required by law. In 2021 and 2022, STADA – with one exception for a product in China in 2022 – did not conduct any animal testing studies or initiate such studies through third parties.

## GOOD MANUFACTURING PRACTICES

STADA follows guidelines summarizing Good Manufacturing Practices (GMP) at its production sites that are subject to GMP. EU GMP constitutes the quality requirements for all manufacturing, testing and approval processes for drugs, active pharmaceutical ingredients and cosmetics that apply within the EU. For certain products, several STADA sites are also certified in accordance with selected non-EU quality assurance systems or relevant ISO standards for medical products. Group-wide quality assurance is carried out centrally through STADA Arzneimittel AG, whereby individual national companies or local sites are supported by regional and local quality assurance officers. Within the scope of GMP audit programs, compliance with GMP quality standards is regularly reviewed at both STADA's production facilities and at suppliers and contract manufacturers. In 2022, there were 40 inspections conducted by regulatory authorities as well as 22 other external audits, performed at STADA manufacturing sites. No critical or recurrent significant deviations were found.

## GOOD PHARMACOVIGILANCE PRACTICES<sup>41,42</sup>

As part of a Group-wide global pharmaceutical safety system – the STADA Global Pharmacovigilance System – the safety of all STADA pharmaceuticals worldwide is monitored and ensured through the collection and evaluation of reported pharmaceutical risks. Here, STADA's subsidiaries work in accordance with standard operating procedures (SOPs) issued by the Corporate Pharmacovigilance department. In accordance with Good Pharmacovigilance Practices (GVP) and as part of the Global Pharmacovigilance Quality System, adherence to legal requirements and STADA standard operating procedures is monitored globally by means of a pharmacovigilance auditing system. Pharmacovigilance audits required in accordance with GVP are conducted by auditors from the Medical Affairs/Corporate Pharmacovigilance department.

Additionally, STADA's GVP conformity is regularly inspected by authorities such as the German Federal Institute for Drugs and Medical Devices (BfArM). There were no inspections by authorities in financial year 2022. In addition to the assurance of product safety, quality and effectiveness, STADA is also equally responsible for the safe use of its products by patients. In this context, the readability and comprehensibility of a drug's package insert take on a special meaning. As part of a pharmaceutical approval procedure, readability tests for package inserts – so-called “readability user tests” – are conducted early on with representative test subjects. Through the optimization of the layout, explanations for technical terms and the use of simple sentence structures, it is possible to ensure that patients can easily read and understand the data. As a result, both compliance (therapy adherence) for the patients is increased and abuse is also avoided

An Adverse Drug Reaction (ADR) in pharmacovigilance is defined as an unintended or undesired harmful reaction occurring at doses normally used by a patient for the diagnosis, treatment, or prevention of a disease. Simply put, these are unexpected medical issues that occur due to medication use. ADRs are key concerns in pharmacovigilance, the science and activities related

to the detection, assessment, understanding, and prevention of adverse effects or any other possible drug-related problems. Unintended reactions could be minor like a rash, or more severe like organ failure, and in extreme cases can even lead to death. They can occur immediately after administration, or they can take time to develop. Identifying ADRs, and working to reduce their occurrence is a crucial part of pharmacovigilance. This includes post-market surveillance where the safety of drugs is monitored in large numbers of patients in the 'real-world' setting post approval, in addition to regulated clinical trials conducted before the drug's approval. This also involves communicating the risk associated with medicines to healthcare professionals and the public, as well as implementing strategies to minimize any potential risk.

All stakeholders (including professionals – doctors and pharmacists, business partners in the supply chain as well as end users of STADA's products and its employees) are encouraged to submit any suspicion of a drug side effect. The individuals to contact to report potential adverse drug reactions are shown on the global corporate website,<sup>43</sup> as well as on the websites of all subsidiaries within the Group. In addition, all employees are informed about the pharmacovigilance procedures.

**In order to ensure that patients are provided with the best possible care, STADA's products are subject to strict product safety and quality requirements across the entire value chain.**

## OVERVIEW OF THE NUMBER OF ADR REPORTS AT STADA IN 2022, by reporting party and ADR severity:

Qualification of reporter	No. of ADR reports	Serious ADRs	Non-serious ADRs
PHYSICIAN	418	82	336
PHARMACIST	745	113	632
CONSUMER OR OTHER NON-HEALTH PROFESSIONAL	1,735	102	1,633
OTHER HEALTH PROFESSIONAL	4,103	577	3,526
<b>TOTAL</b>	<b>7,001</b>	<b>874</b>	<b>6,127</b>

<sup>41</sup> Pharmaceutical manufacturers and marketing authorization holders, along with the entire healthcare system, are obliged to continuously monitor, detect, analyze, understand and prevent adverse drugs reactions and effects. This is globally regulated by pharmacovigilance in order to share all relevant findings in a timely manner to prevent drugs' adverse effects.

<sup>42</sup> STADA's R&D, QA and QC divisions, in addition to pharmacovigilance, are responsible for verifying the compliance of STADA's products and the absence of possible negative impact.

<sup>43</sup> <https://www.stada.com/products/adverse-drug-reaction-report> offering the following contacts: phone: +49 (0) 6101 603 0 (Monday to Friday 7:30 to 18:00), fax: +49 (0) 6101 603 259, email: [info@stada.de](mailto:info@stada.de) or a contact form.



# PORTFOLIO DEVELOPMENT<sup>44</sup>

## STRATEGIC GROWTH ORIENTATION WITH STRONG COMPETENCE IN DEVELOPMENT AND REGULATORY

In terms of product development, STADA has established a global network of development sites across Europe with a highly skilled workforce for example in Germany, Serbia, Czech Republic, the United Kingdom and Austria. The expertise in internal development lies in small molecule development, led by STADA's center of excellence in Vršac, Serbia. For consumer healthcare innovation with liquids/disinfectants, the UK site in Huddersfield acts as the global center of excellence. On specialty and complex technologies, the Group has established a strong network of co-development partnerships that enables it to minimize upfront investment into in-house capacities with a high financial risk profile. Independent of the operating model (internal or co-development), STADA's development activities are aligned with the Group strategy and steered by commercial agility, a focus on customer needs, quality, time-to-market and cost competitiveness with a strong return on investment.

In the reporting year, the Group again demonstrated its strength in development and regulatory with the introduction of 1,068 individual products worldwide (2021: 988). As of December 31, 2022, STADA had a well-stocked product pipeline with more than 2,200 approval procedures for over 180 active pharmaceutical ingredients and combinations in more than 60 countries. These include all relevant generics as well as numerous consumer healthcare products and specialty pharmaceuticals. In financial year 2022, there were over 1,200 new marketing authorization applications and more than 900 new marketing authorizations. In 2022 in the Generics segment, for example, STADA introduced Fingolimod, Sitagliptin, Sitagliptin &

**STADA's development activities are aligned with the Group strategy and steered by commercial agility, a focus on customer needs, quality, time-to-market and cost competitiveness with a strong return on investment.**

Metformin as well as Vildagliptin, thereby offering healthcare professionals as well as patients additional alternatives.

## ONGOING EXPANSION OF THE BIOSIMILAR PORTFOLIO

With a view to the growth potential in the area of biosimilars, the Group is continuously driving the expansion of its biosimilar portfolio. This includes the expansion of internal development expertise that is aimed at leveraging these growth opportunities. In 2022, STADA had approvals for six biosimilars.<sup>45</sup> Also, the Group has licensed further biosimilars that are currently in the development phase. As part of these efforts, there is a collaboration in place between STADA and Xbrane Biopharma AB, a Swedish biosimilar company, which to date has resulted in the approval of the ranibizumab biosimilar (launched in 2023). Furthermore, there is an exclusive strategic partnership with Alvotech ehf, an international biopharmaceutical company, for the marketing of three biosimilars in all European core markets and selected markets outside of Europe. The first fruit of this collaboration was Hukyndra, an adalimumab biosimilar, which was launched on the market in 2022.

## TARGETED COOPERATIONS AND IN-LICENSINGS FOR THE ONGOING EXPANSION OF THE PRODUCT PORTFOLIO

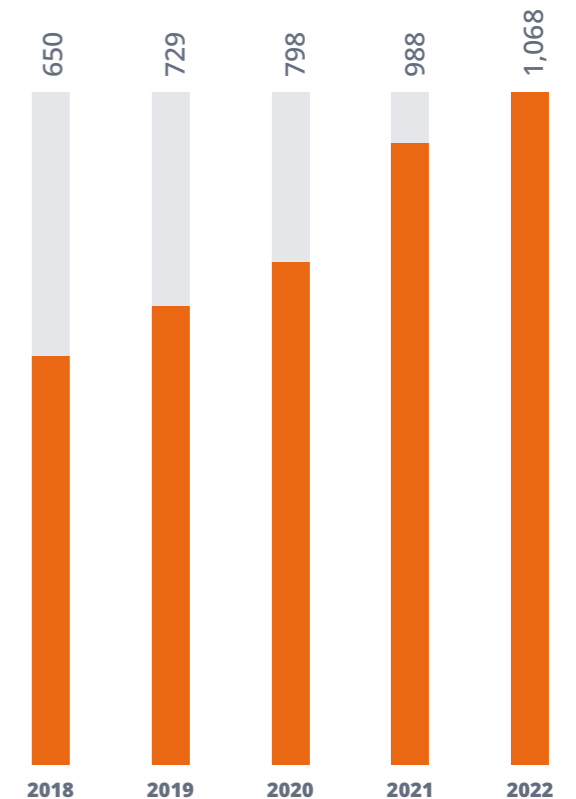
In addition to acquisitions, STADA relies on targeted cooperations and in-licensing to further expand its existing product portfolio. In 2022, the Group completed 86 in-licensing agreements for future product launches in the reporting year. One example for the strengthening of STADA's portfolio in the on-

colony area is Lenalinomide. In addition, Abiraterone in the treatment of prostate cancer and Pirfenidone to treat idiopathic pulmonary fibrosis were launched. With the launch of Kinpeygo in 2022, STADA also succeeded for the first time in bringing a pharmaceutical with a so-called "orphan drug" designation to the market. Kinpeygo received conditional approval from the EU Commission for the treatment of primary immunoglobulin A (IgA) nephropathy (IgAN) in adults, a very rare kidney disease for which there has been no suitable therapy option to date.

## CONSUMER HEALTHCARE SEGMENT EXPANSION AND INTERNATIONALIZATION OF SUCCESSFUL BRANDS

In the Consumer Healthcare segment, the Group's focus is on the expansion of existing product lines under strong local brands. Examples of the expansion of existing product lines in the year under review include Hoggar Melatonin Spray in Germany, Mebucaine Dolo in Switzerland and Mitosyl Naturel in France. Examples of further internationalization in the year under review include the launch of Lunestil in some Eastern European countries, Synthol Oral in France, Kamistad Baby Gel in the Czech Republic and Kazakhstan, Urilys in Belgium and Eunova D3 Spray and Junior in Germany.

### 5-YEAR OVERVIEW Number of product launches



### STADA'S ESG INITIATIVE

## Prevention is Key - STADA sponsors Health Tour

STADA has contributed to the 2022 Italian Health Tour – "Tour della Salute 2022" – to raise awareness of the importance of health prevention and accessibility to a solid health care system. The 2022 Health Tour stopped in 12 regions where a hospitality truck with five clinics was offering diagnosis tests and screening with blood pressure, blood sugar

and hearing measurement. In addition, specialist belonging to the Italian Diabetology Society and the Italian Society for Cardiovascular Prevention provided free medical consultations through advice on a management of cardio metabolic diseases and suggestions for proper diet and regally physical activity. An important new service offered was the psychological corner

where people were able to get suggestions about their mental health. More than 20,000 visitors attended the tour and 5,600 took advantage of the free preventive check-up. 920 people were helped at the psychological corner. 78 people were referred immediately to hospitals or specialist because they were diagnosed with serious problems.

<sup>44</sup> This material topics was also presented within STADA's support to meeting the SDG 3

<sup>45</sup> Silapo, an erythropoietin biosimilar, Cegfila, a pegfilgrastim biosimilar, and Movymia, a teriparatide biosimilar, Oyavas, a bevacizumab biosimilar, Hukyndra, an adalimumab biosimilar and Ximluci, a ranibizumab biosimilar.



## ACCESS TO MEDICINES<sup>46</sup>

**Developing infrastructure, together with continuous investments in its production sites, distribution and value chain, STADA adds to improving access to medicines in the countries it operates in either directly or via its affiliates or third parties.** That is why it continually invests in the Group's own production facilities and

test laboratories. Investments in the modernization and expansion of production plants and production facilities as well as testing laboratories amounted to € 51.5 million in 2022 (previous year: € 65.7 million). This included in 2022 € 4.4 million for the new supply chain and packaging site in the Romanian city of Turda. Since the beginning

of the project, STADA has invested approximately € 14 million in the expansion of this new Romanian location. Turda is expected to be one of the main STADA's distribution hubs, acting as global packaging center, which would improve access to medicines in Romania and neighboring countries with potential costs and pressure lowering.

### STADA'S ESG INITIATIVE

## STADA as a reliable partner in Parkinson's therapy

**Parkinson's disease is the second most common neurodegenerative disease after Alzheimer's dementia.** This means that the disease affects the nerve cells of affected individuals. To date, Parkinson's disease cannot be cured,<sup>47 48</sup> but it can be treated well.

STADA launched a new triple combination drug for the treatment of advanced Parkinson's disease in Germany and Austria in 2021. Other European markets will follow. STADA is very pleased to be the first company in Germany to offer this

novel triple combination product with a modern pump technology that makes a valuable contribution to caring for Parkinson's patients. To accompany the launch, STADA is offering a specialist patient service that supports patients and their relatives in clinics and at home during therapy.

This product offers patients the chance to plan and master their daily lives and is an excellent example of how STADA is increasingly offering added value for patients and caregivers with differentiated specialty pharmaceuticals. STADA cares about people's health and is now also fulfilling its mission with a new therapy option for treating Parkinson's disease. With this, STADA is demonstrating that it is not only the go-to-partner for our Consumer Health and Generics businesses, but also for the strongly growing Specialty Pharmaceuticals segment.

### PARKINSON'S DAY "WE ARE YOU" - STADA IN CONTACT WITH PATIENTS AND RELATIVES

The Bundesverband Parkinson Youngster e.V. (Federal Association of Parkinson's Youngsters) together with STADA put together an exciting and helpful offer for Parkinson's patients and their relatives on 14 May 2022: a patient day under the motto "We are you" that was visited by more than 250 visitors. Exhibitors, doctors and nursing staff found a platform on the patients' day to talk to patients and relatives and to learn from each other. The medical department of STADA provided on-site support with the Parkinson product usage, established contact with the Parkinson's experts. Here, STADA takes on the role of a reliable partner, taking care of patients, providing them with the best possible access to therapy, supporting family members, and thereby fulfilling its purpose Caring for Peoples Health as a Trusted partner.

<sup>46</sup> The focus in this chapter is on investments in infrastructure within STADA that would enable further improvements of access to medicines across Europe. This material topics was also presented within STADA's support to meeting the SDG 3, where the main assets are elaborated.

<sup>47</sup> Dorsey ER, Elbaz A, Nichols E, et al. Global, regional, and national burden of Parkinson's disease, 1990–2016: a systematic analysis for the Global Burden of Disease Study 2016. *Lancet Neurol* 2018;17(11):939–53.

<sup>48</sup> Nussbaum RL, Ellis CE. Alzheimer's Disease and Parkinson's Disease. *N Engl J Med* 2003;348(14):1356–64.

## RESPONSIBLE PROCUREMENT<sup>49</sup>

**Since STADA's success is determined by both security of supply and quality of supply and is driven by cost-cutting efforts on the part of health-care payers as well as price pressure in the sales markets, an efficient and flexible supplier management is essential.<sup>49</sup>** In order to minimize supply bottlenecks and ensure security of supply, the Group strives to diversify its range of suppliers – both geographically and at product level. Demand planning is carried out centrally in the STADA Group. In the reporting year, there were a total of 20 production sites at major locations, including Germany, United Kingdom, Czechia, Serbia and Vietnam. Because a large part of the Group-wide production volume is manufactured in lower-wage countries, STADA benefits from structural cost advantages. STADA's responsibility is based on close cooperation with its suppliers. To foster this cooperation, STADA established the External Supply Chain Organization (ESO) in 2021. The ESO focuses on managing STADA's long-term and business relationships with our contract manufacturing partners (CMO) that are based on a spirit of trust in order to promote the company's values. STADA regularly conducts Good Manufacturing Practice (GMP) audits of

suppliers within the scope of its quality management system so that it can ensure its products comply with standards, safety requirements as well as regulations. These audits are required at least every three years for batch releases, finished products, contract testing laboratories, intermediates and active ingredients. If necessary, audits are also carried out for new suppliers, quality problems, packaging materials and GMP service providers. In financial year 2022, 148 audit requests were conducted. STADA is currently working with the external sustainability assessment platform EcoVadis® to implement the EcoVadis® solution as the basis for assessing and evaluating the ESG performance of its suppliers and Contract Manufacturer Organizations (CMO). The ESG assessment is based

on a self-assessment by the party being evaluated by the independent Ecovadis experts based on provided documents. This allows STADA to pursue the goal of improving the social and ecological aspects of its value chain. A Supplier Code of Conduct will be developed and implemented in 2023 to strengthen the relationship with responsible partners. In order to ensure and improve the availability of pharmaceuticals, STADA continued its supply chain transformation in 2022. Transparent business relations with existing and potential suppliers represent important aspects of procurement, giving equal chances to partners and potential partners, regardless of the territory.<sup>51</sup> With regard to the types of materials, procurement at STADA in 2022 included the following top-level categories:

**The use of recycled carton for the folding boxes in 2022 amounted to 3,145.1t (2021: 1,293.9t) or 38.4% (2021: 61%) of the total quantity of folding boxes<sup>54 55 56</sup>**

Group of materials (2022)	Total share (% , value) <sup>52</sup>
SEMIFINISHED PRODUCTS FINISHED PRODUCTS <sup>53</sup>	72%
API	12.85%
EXCIPIENTS	5.51%
PACKAGING	9.54%

<sup>49</sup> Striving to offer quality products and services, with uninterrupted supply of drugs to the market, especially during a pandemic, without drug shortages.

<sup>50</sup> There is a limited number of reliable suppliers, geographically located in certain areas of the world (mostly in the Far East – India and China), with complex procedures, such as the purchasing of psychoactive controlled substances subject to special purchasing protocols.

<sup>51</sup> General business and purchase terms are available on STADA's website, with an indicated link to each purchase order: <https://www.stada.com/terms-and-conditions>

<sup>52</sup> It is not possible to display the materials in kg, as some groups of materials are reported in kg or t, while others are in the number of pieces. In this regard, the only comparative methodology is the presentation in the value share of the total procurement.

<sup>53</sup> Including intercompany sales.

<sup>54</sup> The calculation is based on the average reference weight of folding boxes - 12g (45g in 2021). The new reference weight of the box was chosen after new acquisitions and portfolio development, for more precise calculation. There was a total increase in quantities of both virgin and recycled cardboard used for packaging in 2022, influenced by the increase of production and acquisitions of new products to the portfolio.

<sup>55</sup> The recycled quota is an estimation based on the percentage of recycled cardboard per type being used.

<sup>56</sup> On the Group level by using recycled cardboard for packaging over the past decade, since the data has been collected, more than 300 football fields equivalent space of wood have been preserved. References: Hemofarm Sustainability report 2021, p. 139. and STADA Sustainability Report 2021, p. 102 ([https://www.hemofarm.com/docs/odrzivi-razvoj/HF%20Izvestaj%20o%20odrzivom%20razvoju%202021%20WEB\\_11\\_01\\_2022.pdf](https://www.hemofarm.com/docs/odrzivi-razvoj/HF%20Izvestaj%20o%20odrzivom%20razvoju%202021%20WEB_11_01_2022.pdf)) ([https://www.stada.com/media/7321/stada\\_sustainability\\_report\\_2021\\_web\\_version.pdf](https://www.stada.com/media/7321/stada_sustainability_report_2021_web_version.pdf))



STADA'S ESG INITIATIVE

## STADA starts work on >EUR50m project to strengthen European medicines supply



STADA is acting to ensure the group can continue to reliably supply high-quality medicines and healthcare products as a growth leader over the next decade and beyond by investing almost EUR50 million in a supply-chain hub in Turda, Romania. By 2025, STADA will establish 400 qualified jobs locally, with positive effect on job market and income of local residents.

The supply-chain and packaging unit located in Turda, will initially house 9 state-of-the-art lines for solid-dose medicines such as tablets and capsules, with a capacity to supply 100 million packs per year. Fully automated lines will allow multi-material packaging for a wide range of products to be supplied across Europe. An automated warehouse will have capacity for 7,400 pallets, helping to strengthen security of supply.

In line with STADA's purpose of Caring for People's Health as a Trusted Partner, the Turda hub will support the Group in continuing to provide European patients and their caregivers with an extensive range of prescription specialty and generic medicines as well as consumer healthcare products.





## SDG 12

# Responsible Production and Consumption





# Miguel Pagan Fernandez

CHIEF TECHNICAL OFFICER/CTO

Sustainable products and packaging are not only increasingly expected by consumers and the market. They also illustrate STADA taking its responsibility and ESG commitments seriously. That is why we constantly strive to make our portfolio more sustainable and enable additional positive impacts on the environment and society.

## UN SDG 12: RESPONSIBLE PRODUCTION AND CONSUMPTION

STADA's contribution to SDGs

**The Sustainable Development Goal 12 advocates for ensuring sustainable consumption and production patterns.**

To achieve positive ESG impacts, STADA is setting its own targets and ensuring compliance with regulatory requirements, while attempting to be more sustainable in its operations. STADA strives to be a responsible "citizen" and "neighbor" when it comes to production performance in line with sustainability, and the full lifecycle of its products. The following material topics are mainly relevant for STADA to support SDG 12:

- 01 Resource consumption and waste
- 02 Decarbonization and climate change
- 03 Sustainable products



# RESOURCE CONSUMPTION AND WASTE

**The Global HSE function develops environmental principles and standards and supports and monitors the business with adaptation and implementation.** The Global HSE function reports directly to the Chief Technical Officer (CTO) and steers the Group wide HSE management system. HSE performance and risk reporting is integrated into the monthly business performance review process of the CTO.

STADA production sites have implemented local processes to ensure compliance with environmental laws and to continuously improve their environmental performance based on Group-wide requirements. In the year under review, the respective environmental management systems at the two production sites in Tuy Hoa, Vietnam were certified in accordance with ISO 14001 for the first time. This means that as of December 31, 2022, there was a certified environmental management system in place at ten sites. Further certifications for other sites are currently being prepared.

Waste management is an integral part of STADA sites' environmental management processes, programs and targets. Waste management means to continuously reduce and avoid waste, to increase the ratio between recycling and land-filling and finally to ensure an environmentally safe and compliant disposal. Despite the internal growth of internal production, the total amount of waste generated remained stable with 5,437 tons in 2022 versus 5,460 tons in 2021 and waste efficiency improved from 8.6 tons waste/ mill packs (2021) to 8.1 tons waste/ mill packs (2022).

**STADA production sites have implemented local processes to ensure compliance with environmental laws and to continuously improve their environmental performance based on Group-wide requirements.**

Water is a scarce source at many places of the world, and STADA evaluates its water consumption and potential impact on local water bodies. The production sites are supplied by municipal water suppliers and only at the sites in Vrsac and Sabac (Serbia) on-site groundwater extraction wells are operated (2022: ~ 40.000 m<sup>3</sup> extracted). The water consumption from the production sites is – despite production growth – stable with ~ 1 mill m<sup>3</sup>. The impact of STADA on local water stress (scarcity) is assessed annually using the WRI Aqueduct Water Risk Atlas. The site in Miyun (Beijing area, China) is located in an 'extremely high' water stress area and the sites in Uetersen and Bad Vilbel (Germany) are located in a 'high' water stress area. These sites total water consumption of 51.000 m<sup>3</sup> in 2022 is not expected to have a relevant impact on the local basin water stress situation. The wastewater effluent from all sites is monitored, controlled and discharged in accordance with local regulatory thresholds as indirect discharge into municipal sewer systems. The units are operated also in 2022 in compliance with local regulations and applicable discharge thresholds with the exception of one small accidental release at the site in Huddersfield, UK. In the course of a technical upgrade of the site sprinkler system as part of a GMP upgrade, one part of a pipe containing fire foam concentrate was released via a stormwater outlet into the adjacent River Colne. The incident was reported and investigated by the local Environment Agency Inspectorate and only resulted in a warning letter. No fines or prosecutions were applied, the foam was biodegradable and there was no significant adverse impact on the local environment.

## WASTE DATA TABLE AS GRAPHIC

Waste (tons)	Non haz. Waste diverted from disposal	Non haz. Waste directed to disposal	haz. waste diverted from disposal	haz. waste directed to disposal
2021	2,998	1,364	0	1,097
2022	3,439	952	0	1,047

\* 'waste diverted from disposal' excludes waste incineration incl. energy recovery which is reported as 'waste directed to disposal'

# DECARBONIZATION AND CLIMATE CHANGE



**As part of our Sustainability Approach and the revised Policy, STADA has committed to reduce its Scope 1 & 2 GHG emissions by -42% (2020 - 2030) in line with the Paris Agreement and to increase the supply of electricity from renewable sources to 50% by 2030.**

**Energy is a critical source and the efficient use of energy is one pillar of STADA's carbon roadmap.**

Energy is a critical source and the efficient use of energy is one pillar of STADA's carbon roadmap. Energy consumption increased for STADA Group from 2021 to 2022 from 330,800 MWh to 342,200 MWh. Main reasons for this have been an increase of energy consumption from commercial operations (e.g. less working from home and more F2F sales activities) and overall increase in production. However, the energy efficiency of internal production improved by ~2% to 509 MWh/mpacks due to better utilization of equipment and energy efficiency measures and by this total energy consumption from internal production sites even reduced from 293,100 to 290,400 MWh.

In parallel STADA also continued to increase the amount of energy supply from renewable sources and by this contributing to the decarbonization of the pharma industry. The electricity consumption from renewable sources increased in 2022 to a total of 41,700 MWh (2021: 21,700 MWh) resulting from in-house production via photovoltaic, switching energy supply contract for our site at Huddersfield, UK and purchasing Energy Attribute Certificates. Also in 2022, STADA continued reducing its total GHG emissions and remain on track of our GHG absolute reduction target also over-compensating our internal growth. The GHG emissions further reduced from 114,800 tons CO<sub>2</sub> eq. (2021) to 109,900 tons CO<sub>2</sub> eq. (2022) which represents a reduction by - 16.5% versus 2020 and shows that STADA is on track achieving its carbon reduction commitment.

GHG Emissions	2021	2022
Scope 1 [tons CO <sub>2</sub> e]	38,116	42,433
Scope 2 [tons CO <sub>2</sub> e]	76,665	67,521
<b>Total GHG emissions (Scope 1 + 2)</b>	<b>114,781</b>	<b>109,954</b>
<b>Scope 1 and 2 GHG emissions cumulative change from baseline 2020 [%]</b>	<b>-12.8%</b>	<b>-16.5%</b>



# SUSTAINABLE PRODUCTS

**Sustainable products and packaging are increasingly expected by consumers and are required to remain competitive in the marketplace.** The role of pharmaceutical packaging is to protect products and medicines and ensure they remain safe and stable over time, to allow the products to be transported, and to facilitate their use by consumers. Packaging is necessary and defined by regulatory standards, and STADA is also aware that it must be designed in a way that minimizes its impact on the environment.

In 2022, STADA continued to deploy its packaging sustainability strategy based on the 5Rs. This was put in place to serve as a guide to all packaging activities within the Group, and in particular for its new launches. STADA's CHC brands benefited from this new approach. The best examples can be found in the UK with the Zoflora<sup>57</sup> brand.



STADA remains dedicated to its sustainability efforts and the reduction of packaging waste.



**Remove & Reduce:** STADA switched to generic SRP<sup>58</sup> box across concentrate packs to reduce from 31 different fragrance specific boxes to 8 generic boxes across sizes – thus eliminating waste and reducing number of colors printed

**Recycle ("Recyclable"):** STADA rolled out OPRL<sup>59</sup> recycling logos onto packaging of all NPD<sup>60</sup> and over 50% of concentrate range to help consumers identify what elements of the packaging are recyclable and give clear call to actions to ensure the packaging is being recycled in the right way

**Recycle ("Recycled"):** the Zoflora MP<sup>61</sup> & bathroom trigger spray bottles as well the new 1L Zoflora concentrate contain at least 30% PCR<sup>62</sup> plastic

**Refill:** STADA also developed a refill for the Zoflora trigger that would be launched in 2024 that contains 99% less plastic than the product sold diluted

STADA remains dedicated to its sustainability efforts and the reduction of packaging waste. In 2023, it will continue its commitment by removing paper leaflets from applicable products, wherever feasible. In line with its purpose, STADA's utmost priority is to ensure that essential information about its products reaches patients, even in the absence of traditional leaflets. This will contribute to STADA's digital effort to make information accessible to its customers, HCPs, consumers and patients.

<sup>57</sup> More info at [www.zoflora.co.uk](http://www.zoflora.co.uk)  
<sup>58</sup> SRP - Shelf ready packaging.

<sup>59</sup> OPRL - On-Pack Recycling Label.  
<sup>60</sup> NPD - New product development.

<sup>61</sup> MP - Multi-purpose products.  
<sup>62</sup> PCR - Post-consumer resin

## STADA'S ESG INITIATIVE

### Digitalization of leaflets, a new way to reduce the footprint



STADA Belgium is setting new standards by implementing digital leaflets. The introduction of digitalized leaflets for the food supplement products will result in less usage of paper. The QR Codes on the carton of the products lead to a page where the latest approved product information is available in all national languages (Dutch, French and German). The production information flow to this page was a setup and close collaboration between the teams of Regulatory Affairs, IT and Marketing. For the food supplements this means that we can put an end to the printing of the product information, good for yearly savings of roughly 2.5 million leaflets.

For medicinal products, printed package leaflets still remain mandatory. However, by implementing QR-codes on the labelling of medicinal products new possibilities are available for both users/patients and healthcare professionals, while improving sustainability and responsible use of resources.

#### RESOURCE CONSUMPTION AND WASTE INITIATIVE

Saving paper and carbon emissions from electronic invoices to STADA's clients, a service that grew in 2022 of successful brands

Digital invoicing at STADA Spain: in 2022, the number of digital invoices issued exceeded 8,000, which in terms of sustainability meant a saving of 150 kg of paper annually. STADA Spain continues to promote e-invoicing to pharmacies to reduce paper consumption and involve its customers in the company's sustainable commitment to reduce carbon emissions.

#### SUSTAINABLE PRODUCTS INITIATIVE



Natures Aid, the leading natural VMS brand in the UK, has switched its core range to recyclable plastic bottles. More than 75% of Natures Aid's range is vegan-friendly, and the products are never tested on animals. The Wild Earth range comes in eco-friendly biodegradable packaging and invests back into sustainable projects.

#### SHIFTING UP SUSTAINABILITY INITIATIVE

Alvotech, STADA's partner for the biosimilar portfolio, is forcing renewable energy sources

An increasingly large part of STADA's biosimilars portfolio is manufactured by Alvotech in Iceland using clean water and renewable hydro- and geothermal energy. Iceland's unique geology allows nearly all electricity in Iceland to be generated from renewable sources (hydro and geothermal) and all district heating is from renewable geothermal sources, where naturally occurring steam from geologic activity is harnessed as a heat source. These renewable energy sources are used to run Alvotech's manufacturing engine, significantly mitigating STADA's Scope 3 (indirect) emissions exposure. Alvotech has offset all of its Scope 1 (direct) and Scope 2 emissions as well as Scope 3 emissions that have been quantified (Environmental - Alvotech - Better Access Better Lives).

#### UK HERB GARDEN INITIATIVE

Clonmel – STADA's subsidiary in the UK - asked their employees, how can they contribute to a more sustainable environment. And also what can the company do: The outcome, next to a lot of ideas, was the herb garden they implemented on site.





# SDG 17 Partnership for the Goals



# Boris Döbler

CHIEF FINANCIAL OFFICER/CFO

With STADA's Purpose of Caring for People's Health as a Trusted Partner, social responsibility and commitment to public health is at the heart of what we do. This purpose, together with our values, forms the basis of our strong growth culture and guides our workforce. On top, our comprehensive corporate governance ensures not only compliance of our activities with applicable laws and regulations, but increasingly extends to our partners.

## UN SDG 17: PARTNERSHIP FOR THE GOALS

STADA's contribution to SDGs

**The Sustainable Development Goal 17 stands for strengthening the means of implementation and revitalizing the global partnership for sustainable development.**

In order to support meeting this SDG, STADA leads active dialog with its stakeholders and initiates new ESG partnerships within STADA's operations. STADA's corporate values, also presented in its Code of Conduct, define affirmative models of behavior that apply to all employees in the Group. Such affirmative models of behavior are set by full respect of the UN GC 10 Principles as well as all tangible ESG aspects that could improve positive impacts of STADA's operations and its employees' behavior. In this way, STADA strives not only to improve its footprint, but to inspire others to do the same. The following material topics are mainly relevant for STADA to support SDG 17:

- 01 Governance and ethical business
- 02 Corporate culture and values
- 03 Respect for human rights
- 04 Data privacy and security
- 05 CSR and support to public healthcare



# GOVERNANCE AND ETHICAL BUSINESS

**As an internationally active Group, STADA is subject to a wide range of legal frameworks.**

Adherence to these requirements forms the foundation of a responsible, sustainable and successful corporate governance – because unlawful behavior or even the appearance of a breach of the law can lastingly damage the reputation and market position of the company and potentially cause significant financial loss. For this reason, the principles of transparent, responsible and value-oriented corporate governance determine the actions of STADA's Executive Board and Supervisory Board.



# STADA'S CODE OF CONDUCT<sup>64</sup>

**STADA's Code of Conduct and corporate policies not only serve the Company itself, but also its employees in particular as guidance for proper behavior when confronting legal or ethical challenges in their daily work.**

They are also designed to help prevent unethical or illegal behavior such as acts of corruption. The Code of Conduct contains binding behavioral guidelines on topics such as anti-corruption, fair competition, social aspects regarding tolerance and respect as well as dealing with the media and taxes. In order to familiarize employees with the content of the Code of Conduct, they are instructed by a compliance officer, for example, in the context of an interactive e-learning including practical examples. Furthermore, in the reporting year, electronic confirmation was introduced for all employees worldwide to confirm that they had read the Code of Conduct and acted in accordance with its principles. Since 2022, all employees worldwide have also been required to submit an additional electronic confirmation regarding potentially existing conflicts of interest. In the future, both declarations must be submitted annually by all employees worldwide.

In 2021, STADA obtained a certification for the compliance management system in accordance with IDW PS 980, taking into account further ISO standards for the STADA Group. This external audit covered both the appropriateness and the effectiveness of the compliance management system in the areas of anti-corruption, export control, anti-trust law, and data protection. The audit was concluded with an unqualified au-



**In addition to legal requirements and further regulations, the regulatory framework in which STADA operates encompasses the provisions of its Internal Control and Risk Management System, the STADA Code of Conduct and Group-wide corporate policies on specific topics derived from it.**

**Dr. Christoph Dengler**  
Executive Vice President  
Global Legal

dit opinion. During the reporting year 2022, one focus was the implementation of the Group-wide findings and corrective measures from this audit. The successful review of the Compliance Management System formed the basis for continuously developing STADA's compliance activities in the year under review and adapting them to changing regulatory requirements and a dynamic market environment. STADA has introduced a practice-oriented, mandatory online data protection training course that sensitizes employees to data protection requirements. In addition, a comprehensive digital training management system for employees ["Hero"] was introduced, which enables STADA to ensure the actual implementation of mandatory compliance training by employees. Additionally, STADA's compliance management system was subject to other external audits (Rope's & Grey LLP, PWC).

A global policy on whistleblowing was implemented in 2021 and forms an important component of the corporate

compliance system. It aims to further strengthen the compliance management system around the Group-wide "speak-up" culture, including openly addressing misconduct.

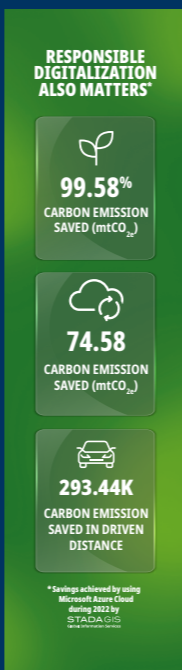
In 2022, the Global Marketing & Sales Policy, which provides the framework for marketing pharmaceuticals within the STADA Group, was updated. The updated guideline now reflects all the requirements of the Code of Conduct of Medicines for Europe, an association of European pharmaceutical companies in the field of biosimilars and generics, of which the STADA Group is a member. The main changes to this Directive include the cross-border publication of payments to healthcare professionals and the dispensing of samples of medicinal products. Last but not least, in 2022 STADA updated the Global Anti - Money Laundering-, the Transfer Pricing, the Global Approval Principles- and the Global Acceptable Use Policy and issued several new Policies, such as the Crisis Management Policy.

## STADA'S ESG INITIATIVE

# Governance and ethical business supported by Green IT

The digitalization of the pharmaceutical industry, including companies like STADA, has substantially expanded its potential for sustainable development. Advancements in Information Technology (IT) have opened new avenues like data analytics, artificial intelligence, and machine learning, enabling pharmaceutical companies to refine their processes, enhance productivity, and reduce waste. These technologies help streamline supply chain management, minimize environmental footprint, and contribute to more efficient use of resources, thus aligning with the principles of sustain-

able development. As a case in point, STADA, with its commitment to innovation and improvement, has leveraged digital tools to bolster its manufacturing and distribution processes. By harnessing the power of IT in the pursuit of its sustainability goals, STADA showcases how digital advancements in pharma can both optimize operational efficiency and affirm a commitment to environmental and societal stewardship. Only in 2022, by switching to Microsoft Azure Cloud solutions, STADA saved 99.58%<sup>63</sup> of its carbon emissions, compared to other of-line or cloud equivalent solution.



<sup>63</sup> Based on the data provided from Microsoft software's reporting deck.

<sup>64</sup> STADA's Code of Conduct is published on the Company's website at [www.stada.com/de](http://www.stada.com/de) or [www.stada.com](http://www.stada.com)



# COMPLIANCE MANAGEMENT

STADA has established a robust compliance management system to uphold laws and internal protocols, focusing on anti-corruption, competition law, export control, anti-money laundering, and data protection. At the core of this system is the Corporate Compliance office, operating as an unbiased advisor. It aims to shield the company's financial standing and reputation, insulate STADA's management and employees from personal risks, avert competitive drawbacks, and boost the trust of consumers, patients, partners, and public authorities in STADA's integrity. Corporate Compliance offers guidance on compliance areas like data protection and industry codes, proposes process optimization, and frequently liaises with other stakeholders and key business areas and departments.

An ombudsman, accessible via STADA's website, functions as an independent medium for confidentially reporting suspicious activities, relaying information to the compliance office, which then decides the next course of action.

Besides the central Corporate Compliance team, local compliance departments operate in a decentralized fashion, acting as on-site contact points.

Besides the central Corporate Compliance team, local compliance departments operate in a decentralized fashion, acting as on-site contact points. They support the Corporate Compliance office, ensuring an ongoing dialog. Furthermore, over 30 compliance coordinators are assigned to local branches. These personnel undertake compliance functions along with their standard roles and act as local contacts for compliance-related processes, enhancing the Group's comprehensive compliance coverage.

The current compliance management system undergoes routine assessments, continuously refined, and enhances the global collaboration among compliance officials. In 2017, STADA amplified its reporting infrastructure from its subsidiary companies to the Compliance Office, a system that has been improving ever since. As part of this upgraded procedure, reports from subsidiaries on specific compliance themes are gathered, reviewed, and used to suggest further enhancements.

## STADA'S ESG INITIATIVE

### One STADA support for Ukrainian team

From the very beginning, STADA has supported employees in Ukraine wherever possible.

It is the individual efforts especially in Ukraine's neighboring countries that bring One STADA to life. Colleagues have opened their guest rooms to host STADA employees and their families. Aid transports have been organized and crisis teams formed to offer refugee colleagues from Ukraine contact points. Those countless offers to help, this commitment of colleagues for colleagues is simply unique and gives our One STADA value a whole new dimension.

From Poland to Belgium, across Hungary, Czech Republic, Slovakia, Uzbekistan, Romania, Austria, Germany and more, everyone is stepping up in the spirit of One STADA as these examples show:

 <p>In Poland, Managing Director Paulina Romanişyn has set up a crisis unit to structure and coordinate all activities. Colleagues leaving their country for Poland can contact a Polish colleague who speaks Ukrainian and gathers all the information upon arrival and takes care of acute needs.</p>	 <p>As a direct neighboring country, Slovakia is also an important point of contact for many Ukrainian refugees. Colleagues working in the field near the border, welcome STADA colleagues from Ukraine and provide them with the essentials.</p>
 <p>The Romanian team around Managing Director Mihai Fugarevic is helping directly at the border. Shortly after the first attacks, they offered to pick up Ukrainian colleagues at the border and provide support wherever possible.</p>	 <p>The Hungarian team took the initiative, too. An emergency team has been set up and thanks to the Hungarian team around György Varadi, there are overnight accommodations for Ukrainian employees in transit to other countries.</p>
 <p>When Halyna and Anastasia, two Ukrainian colleagues, were unable to return home from their business trip, the team in Tashkent immediately contacted the Ukrainian Embassy and put them up in a hotel just 30 meters from the STADA office in Uzbekistan.</p>	 <p>Alongside Poland and Romania, the Czech Republic was the STADA country that took in the most Ukrainian colleagues. General Manager Tomas Mihai and his team provided accommodations, organized transfers and gave donations to make sure that the STADA people from Ukraine had everything they needed.</p>
 <p>A cross-departmental team from Germany sent truckloads of important medicine donations to Ukraine. Additionally, several colleagues are being given accommodations in Germany.</p>	 <p>The Austrian GM Martin Spatz and his team have organized accommodations. The first guests were warmly welcomed.</p>



# CORPORATE CULTURE AND VALUES




INTEGRITY



ENTREPRENEURSHIP



AGILITY



ONE STADA

As a global entity, STADA recognizes the benefits of respecting its employees' unique qualities and diversity. This respect is reflected in STADA's corporate culture, which is based on four values universally applicable to all employees, irrespective of location.

STADA employees embody the company's values through their actions in and out of work. To reinforce these values, STADA initiated the Connect4Values games - a personal interaction initiative that stood out as a highlight in the reporting year. This project, jointly managed by Global HR and Global Communications, was a virtual game where worldwide employees discussed hypothetical scenarios revolving around STADA's core values. As a result of robust internal communication, around 5,000 STADA employees engaged in the value-based activities.

Expansion of the intranet to include local sites in Spain and the UK was another step in promoting information flow and networking. After the initial launch in English, German, Serbian and Russian, this further increased the language availability to nine.

Furthermore, Global Communication team formulates tailored communication formats to support those employees without regular access to a computer workstation. These formats assist management in delivering messages that explain the company's overarching strategy in a manner easily comprehensible to all staff members.

STADA ensured the steady transfer of information through the launch of four editions of the employee magazine, One STADA News, during the year. With translations in multiple different languages and local versions, One STADA News guarantees inclusivity and accessibility. The company also held multiple global townhall meetings, streamed live on the intranet with real-time translations in eight languages. Furthermore, nationwide events targeted at employees were held at the country level.

STADA's senior leadership team participated in monthly video conferences with the CEO and convened for two in-person gatherings in the spring and fall of 2022. These meetings didn't solely concentrate on strategic updates; they also highlighted the corporate culture and STADA's growth narrative.

STADA's success is predicated on forming a capable team with a growth culture. This culture and the associated values are promoted and embedded at all stages of the employee life cycle through the efforts of Global HR Department: value-based recruiting, leadership development, employee development, yearly initiatives, and recognition offered to all employees (like the Value awards<sup>65</sup>); core values are also part of the STI (Short Term Incentive) scheme.

<sup>65</sup> On a semiannual basis, employees with outstanding results are nominated to receive The Value Award for their integrity, agility, entrepreneurship and teamwork (One STADA). The winners are announced at a global townhall meeting with recognition and respect for their business success as a motivation to others.



## STADA'S ESG INITIATIVE

## Romanian Initiative / Litter collection in Romania

The local team from STADA Romania organized a litter collection and clean-up of an area of natural beauty, Turda Gorge, near the packaging and distribution center STADA is building.

## New Compliance Trainings Initiative

In order to refresh and deepen the knowledge of STADA employees on the subject of Data Protection (GDPR), STADA's Corporate Compliance launched a new online training course (E-Learning) in 2022.

## Global IT Initiative / "You are the shield"

"You are the shield" is the slogan under which the Global Information Security Team organized a campaign with the aim of educating employees about information risks present in the online world on a daily basis.

With this campaign, STADA increases colleagues' awareness about information security through interactive activities. The colleagues in the key production and business centers in Serbia had the opportunity to test their knowledge of password protection and phishing. STADA believe it is very important that the employees use the acquired knowledge not only in their business life, but also in their day-to-day life. The hacking demo is one of the activities that emphasized the fact that scams happen to everyone, both at work and at home, and that we are all ultimately responsible for protecting sensitive information.

## RESPECT FOR HUMAN RIGHTS

**STADA's Code of Conduct embodies its self-perception of achieving economic prosperity while adhering to ethical accountability and respecting human rights.**

STADA successfully incorporated in a growing proportion of new product supply agreements that suppliers adhere to the ten principles of the UN Global Compact. This commitment includes, among other things, the support and respect for the protection of international human rights, ensuring neither party is involved in any human rights violations, and the pledge to eradicate all forms of forced and child labor.

In 2022, STADA established in 'Responsible Procurement' function and is preparing for the implementation of the requirements from the German Supply Chain Due Diligence Act (Lieferkettensorgfaltspflichtengesetz - LkSG). Also, it started to implement a system solution from EcoVadis© in connection with the Supply Chain Due Diligence Act to evaluate our suppliers in the areas of Environment, Labor & Human Rights, Ethics and Sustainable Procurement. Implementation began in 2022 and initial suppliers were evaluated accordingly. In 2023, further operational implementation will take place to address certain ESG aspects to our suppliers and to identify and manage environmental or human rights risks and initiate remediation measures accordingly.

Contracts negotiated since financial year 2016 pursuant to the Corporate Policies and which have been negotiated in connection with the production of finished goods sometimes include clauses to comply with the ten principles of the UN Global Compact. This is associated with an obligation to, among other things, support and respect the protection of international human rights and ensure that neither party is complicit in any violations of human rights and commits to the removal of all forms of compulsory labor and to the elimination of child labor.

In 2023, STADA will develop and issue its own Supplier Code of Conduct addressing ESG requirements and start integrating this in new and existing contracts.

## DATA PRIVACY AND SECURITY

**STADA respects the personal rights of its stakeholders, processes personal data exclusively for specific business purposes and protects it from unauthorized access.**

The company takes necessary measures to treat personal data with confidentiality and to collect, process and use it exclusively in accordance with the applicable data protection regulations. Also, special attention is put to all pharmacovigilance data in accordance with all applicable laws and regulations.

## CSR AND SUPPORT TO PUBLIC HEALTHCARE

**STADA, as one of the leading pharmaceutical companies, strives to set an example with its laudable approach to Corporate Social Responsibility (CSR).**

The organization's efforts are driven by an underlying commitment to public health, underpinning their central business operations and guiding the broader actions they take within their community. Fueled by the belief that success should be closely balanced with ethical responsibility and societal well-being, STADA offers a broad spectrum of healthcare products that are not only beneficial but also affordable, effectively serving the community at large.

STADA's emphasis on public healthcare is further manifested through their support of the Hemofarm Foundation and its other affiliates.

## STADA'S ESG INITIATIVE

## Giving Health Together / an OTC Generic Offensive for better health

For over 125 years, STADA has been taking care of people's health as a trusted partner. Now STADA launched in Germany the largest OTC generics campaign in the company's history. The campaign is accompanied by a long-term humanitarian and regionally oriented support initiative, which STADA has launched together with the German Red Cross. Under the motto "Giving Health Together", two cents will be donated to the German Red Cross for every package sold in this special OTC generic range. STADA's vision is to make health accessible to everyone. Because everyone, regardless of their financial means or social status, should receive good medical care. STADA gave a support amount of 75,000 Euros to the German Red Cross due to this initiative in 2022. In 2023 STADA will launch a development of the original initiative: With the slogan "STADA always there", the company will continue the cooperation with the German Red Cross.



**STADA, as one of the leading pharmaceutical companies, strives to set an example with its laudable approach to Corporate Social Responsibility (CSR).**

This foundation, closely aligned with STADA's essence of promoting health, spearheads various charitable initiatives focusing on healthcare support and patient aid (i.e. programs and projects including education on fighting high blood pressure, advocating for raising awareness of the importance of organ donation, mental health support and many others). Ranging from sponsoring scientific research, educating medical personnel and supporting patient groups, to aiding the general population during health crises, the Hemofarm Foundation's activities embody STADA's commitment to fostering a healthier society. Through these actions, the foundation along with STADA delineates a model path of corporate responsibility in the contemporary pharmaceutical landscape. In 2023, STADA plans to create its new Access to Medicines program in order to address all key health challenges and support lowering the pressure on healthcare systems.



# Sustainability at STADA

<sup>66</sup> Only content presented in the Section 1 and Section 3 marked with (✓), has been audited by the independent auditor.  
The audit report is stated at the end of this sustainability report.

66  
SECTION 03



# Christos Gallis

EXECUTIVE VICE PRESIDENT EASTERN EUROPE

STADA has been on a strong Growth journey in the last 5 years, and it increasingly finds itself in leadership positions across many geographies. STADA's responsibility to do the right thing is therefore becoming heavier. Going forward, and among other initiatives, it will continue to develop infrastructure and make investments in its production sites, distribution and supply chain, continuously improving access to medicines in the countries it operates in.

## GENERAL REPORTING DATA

Reporting framework with GRI Index

**The STADA Group Sustainability Report<sup>67</sup> is being prepared for the second time. This report has been prepared in accordance with the GRI Standards and is published annually.**

The reporting period includes January 1, 2022, through December 31, 2022.<sup>68</sup> The scope of this report includes selected 30 KPIs<sup>69</sup> of the global operations of STADA Group, managed from the headquarters in Germany.

A limited assurance engagement in accordance with the International Standard on Assurance Engagement (ISAE) 3000 (Revised) was performed by the independent Auditing company PricewaterhouseCoopers GmbH Wirtschaftsprüfungsgesellschaft. The independent auditor's opinion is to be found on p. 134.

<sup>67</sup> Published on September 15, 2023.

<sup>68</sup> Reporting periods of financial reporting and sustainability reporting are aligned.

<sup>69</sup> Marked green in the GRI indicators' table in Section 3 of this report.

# REPORTING PRINCIPLES



## MATERIALITY MATRIX

The starting point for the preparation of this report is the STADA Materiality Matrix with the List of Material Topics, based on double materiality assessment (presented at the beginning of the report), which represents a comparative overview of important business topics from the perspectives of both the company and the key stakeholders. Topics are ranked according to the upstream and downstream ESG impacts. Indicators and topics are connected by the analysis of GRI indicators, whereby the Materiality Matrix gives the basis for future reporting as well as business improvement. Given that the sustainability report encompasses topics of relevance to the company and stakeholders, it can be used as the basis for the estimates and decisions made by management bodies and stakeholders. The application of GRI guidelines enables the company to transparently report on the performance in three key areas of sustainable operations: the

**The STADA Group Sustainability Report is being prepared for the second time. This report has been prepared in accordance with the GRI Standards and is published annually.**

environment, society, and governance, with the presented management approach linking STADA's sustainability program with the SDGs. In addition to the company profile and a number of indicators, the report is based on the following principles.

## MATERIALITY

The report encompasses all material topics identified as part of STADA's materiality assessment. It includes relevant economic, environmental, social, and management-related topics and activities that have impact on STADA and its stakeholders. The process of prioritizing the topics in the 2022 report involved an active dialog with key stakeholders through workshops and online surveys, creating the Materiality Matrix in accordance with GRI guidelines, the needs and interests of all stakeholders, and the strategic priorities of the company.

## STAKEHOLDER INVOLVEMENT

One of STADA's sustainability reporting goals is to address all relevant stakeholders, through active dialogue, from collecting their inputs to presenting the data about STADA's business operations that can, directly and indirectly, affect or influence their work and/or life conditions and environment. Stakeholder dialogue is executed on an annual basis, with previous prioritization of concrete stakeholder groups to be invited for material assessment of STADA's double materiality impacts. In addition, STADA fosters speak-up and giving feedback culture among its employees, as the key internal stakeholders and a valuable source of quality inputs that could potentially improve STADA's sustainability efforts. STADA welcomes any feedback from readers of this report about its quality and content, so that it can improve the quality of future reports. The e-mail address for sending suggestions, impressions, and any feedback is [sustainability@stada.com](mailto:sustainability@stada.com).

## SUSTAINABILITY

The principle of operational sustainability involves the way in which the company perceives its long-term environmental impact, and presents its activities at the national, regional, and global level.

## COMPLETENESS

The report provides relevant information and data from 1 January 2022 up through 31 December 2022. Comparative data from previous years are also shown, wherever possible. Financial and economic indicators are taken over from STADA's Annual Report 2022, pertaining to the company's activities at the Group level.

## BALANCE

Balance requires the presentation of both positive and negative aspects and effects of the company on sustainability, thus on providing impartial and objective presentation of results. Objective presentation of the company results in 2022, in the economic, environmental, and social segments, is based on GRI methodology, which presents relevant information, regardless of their characteristics.

## COMPARABILITY

Comparability means presenting data in a consistent and continuous manner, so as to provide

an option of comparison with GRI standards and other companies. Since this is the second sustainability report published by STADA, it is comparable to the previous one (published in 2022 on the financial year 2021) as well as other sustainability reports of STADA's affiliate Hemofarm from Serbia. Since this report represents an extension of nonfinancial reporting, it is also possible to compare data with the previous STADA Annual Reports.

## ACCURACY

Accuracy implies providing information of appropriate quality and quantity, while constantly improving the system of data collection and analysis. Where source data could not be collected, estimates were performed with explanations regarding the calculation/estimation methodology.

## TIMELINESS

Timeliness means consistency in reporting frequency and length of reporting period in order to secure the availability of information on a regular basis, and the possibility to make adequate and timely decisions regarding the company and its operations. STADA reports on its ESG / sustainable development annually.

## CLARITY

Clarity is presenting information in a transparent, simple, and clear manner, thus ensuring the accessibility of information. The availability and intelligibility of information from and for all stakeholders was one of the main objectives during the preparation of the 2022 report.

## RELIABILITY

Reliability means collecting, recording, compiling, analyzing, and publishing information in a way that can be verified and in a way that substantiates the quality and materiality of the information. **Relying on standards and requirements of the globally recognized GRI methodology, Section 1 of this report, together with selected KPIs (GRI indicators marked green in the following GRI index table), and marked with (✓), from Section 3, as the main parts of this report, were verified by the auditing company PricewaterhouseCoopers GmbH Wirtschaftsprüfungsgesellschaft.**

**The reporting period includes January 1, 2022, through December 31, 2022.**

GRI Index<sup>70</sup>

# GENERAL DISCLOSURES

DISCLOSURE	REFERENCES
<b>2-1 Organizational details <sup>(*)71</sup></b>	
a. Report its legal name;	Section 1 of this Report / Chapter Company Profile 2022
b. Report its nature of ownership and legal form;	It has a 100% shareholder, the Nidda Healthcare GmbH as direct shareholder. Related companies: Bain Capital Investors, LLC, Wilmington, Delaware, USA, and Cinven (Luxco 1) S.A., Luxembourg, exercise direct joint control over the subsidiary Nidda Topco S.à r.l., which in turn indirectly controls the following subsidiaries: Nidda Midco S.à r.l., Nidda German Topco GmbH, Nidda German Midco GmbH, Nidda BondCo GmbH and Nidda Healthcare Holding GmbH, through the direct shareholder Nidda Healthcare GmbH which holds the outstanding shares in STADA Arzneimittel AG.
c. Report the location of its headquarters;	Section 1 of this Report / Chapter Company Profile 2022
d. Report its countries of operation.	Section 1 of this Report / Chapter Company Profile 2022
<b>2-2 Entities included in the organization's sustainability reporting</b>	
a. List all the entities included in its sustainability reporting;	Sustainability reporting includes STADA's countries of operations in Europe (Austria, Belgium, Bosnia-Herzegovina, Bulgaria, Czechia, Croatia, Denmark, France, Germany, Hungary, Ireland, Italy, Lithuania, Montenegro, Netherlands, Poland, Portugal, Romania, Russia, Serbia, Slovakia, Slovenia, Spain, Switzerland, Ukraine, United Kingdom) and worldwide (Australia, China, Kazakhstan, Philippines, Thailand, United Arab Emirates, USA and Vietnam).
b. If the organization has audited consolidated financial statements or financial information filed on public record, specify the differences between the list of entities included in its financial reporting and the list included in its sustainability reporting;	No additional entities are included in the sustainability reporting that are not included in its financial reporting.
c. If the organization consists of multiple entities, explain the approach used for consolidating the information, including:	STADA is consolidating the information from its entities of operation through regular reports within separate workstreams (including TechOps, HR, Legal and Compliance, Communication, Commercial, etc.). These reports are collected through monthly business reviews, quarter reports and final annual reports and are structured compatible to GRI, including mergers, acquisitions, and disposal of entities or parts of entities as well as adjustments to information for minority interests where applicable.
i. whether the approach involves adjustments to information for minority interests;	
ii. how the approach takes into account mergers, acquisitions, and disposal of entities or parts of entities;	
iii. whether and how the approach differs across the disclosures in this Standard and across material topics.	/

<sup>70</sup> The terms 'local' and 'significant locations of operation' apply to 11 countries with production sites, as well as 50 countries (including these 11 countries with production sites) in which STADA has direct subsidiaries. (more details within Section 1 of this report). The term 'management' in this report means top, middle and lower management of the company, including the Chief Executive Officer and the SEC (STADA Executive Committee).

<sup>71</sup> Only GRI KPIs marked green in this table are audited by the independent auditor.

DISCLOSURE	REFERENCES
<b>2-3 Reporting period, frequency and contact point</b>	
a. Specify the reporting period for, and the frequency of, its sustainability reporting;	Section 3 of this Report / Chapter Reporting framework
b. Specify the reporting period for its financial reporting and, if it does not align with the period for its sustainability reporting, explain the reason for this;	Section 3 of this Report / Chapter Reporting framework
c. Report the publication date of the report or reported information;	Section 3 of this Report / Chapter Reporting framework
d. Specify the contact point for questions about the report or reported information.	See 'Impressum'; Back cover page of this Report
<b>2-4 Restatements of information</b>	
a. Report restatements of information made from previous reporting periods and explain:	There is no restatement of the information compared to the previous sustainability report of STADA for 2021.  In 2022, STADA had no changes in the ownership and with regard to the data presented in the previous reporting cycle (for 2021), there were no significant subsequent adjustments of the previously stated figures.
i. the reasons for the restatements;	
ii. the effect of the restatements.	
<b>2-5 External assurance</b>	
a. Describe its policy and practice for seeking external assurance, including whether and how the highest governance body and senior executives are involved;	STADA's annual sustainability reports are being externally assured. STADA Board, based on the inputs from its Sustainability Steering Committee, seeks for an independent auditor.
b. If the organization's sustainability reporting has been externally assured:	
i. provide a link or reference to the external assurance report(s) or assurance statement(s);	Section 3 of this Report / Chapter Independent Auditor's Report
ii. describe what has been assured and on what basis, including the assurance standards used, the level of assurance obtained, and any limitations of the assurance process;	Section 3 of this Report / Chapter Reporting framework
iii. describe the relationship between the organization and the assurance provider.	PWC is an independent auditor to STADA.
<b>2-6 Activities, value chain and other business relationships</b>	
a. Report the sector(s) in which it is active;	Section 1 of this Report / Chapter Company Profile 2022
b. Describe its value chain, including:	The term 'operation' for STADA is defined as a country where STADA has either its production facility, local subsidiary or partner offering its products.
i. the organization's activities, products, services, and markets served;	
ii. the organization's supply chain;	
iii. the entities downstream from the organization and their activities;	Section 1 of this Report / Chapter Company Profile 2022
c. Report other relevant business relationships;	/
d. Describe significant changes in 2-6-a, 2-6-b, and 2-6-c compared to the previous reporting period.	/

DISCLOSURE	REFERENCES																																																																																																																																																																																					
<b>2-7 Employees <sup>(v)72</sup></b>																																																																																																																																																																																						
a. Report the total number of employees, and a breakdown of this total by gender and by region;	<table border="1"> <thead> <tr> <th>STADA employees<sup>73</sup></th> <th>12/2021</th> <th>12/2022</th> <th>Average</th> </tr> </thead> <tbody> <tr> <td>FTE (Full Time Equivalent)</td> <td>12,520</td> <td>13,183</td> <td>12,984</td> </tr> <tr> <td>Headcount</td> <td>13,297</td> <td>13,921</td> <td>13,753</td> </tr> <tr> <td>Female</td> <td>8,005</td> <td>57.4%</td> <td>12,984</td> </tr> <tr> <td>Male</td> <td>5,916</td> <td>42.5%</td> <td>13,753</td> </tr> </tbody> </table>	STADA employees <sup>73</sup>	12/2021	12/2022	Average	FTE (Full Time Equivalent)	12,520	13,183	12,984	Headcount	13,297	13,921	13,753	Female	8,005	57.4%	12,984	Male	5,916	42.5%	13,753																																																																																																																																																																	
	STADA employees <sup>73</sup>	12/2021	12/2022	Average																																																																																																																																																																																		
	FTE (Full Time Equivalent)	12,520	13,183	12,984																																																																																																																																																																																		
	Headcount	13,297	13,921	13,753																																																																																																																																																																																		
	Female	8,005	57.4%	12,984																																																																																																																																																																																		
Male	5,916	42.5%	13,753																																																																																																																																																																																			
As of the balance sheet date December 31, 2022, approximately 3% of employees throughout the Group were employed on a part-time basis (thereof 92% female and 8% male employees). Breakdown by region is presented in the chart below within section b. of this indicators																																																																																																																																																																																						
b. Report the total number of:	Figures presented on due date 31/12/22.																																																																																																																																																																																					
i. permanent employees, and a breakdown by gender and by region;	i/ii/iv.																																																																																																																																																																																					
ii. temporary employees, and a breakdown by gender and by region;	<table border="1"> <thead> <tr> <th rowspan="2">Country</th> <th colspan="3">Full Time</th> <th colspan="3">Part Time</th> <th colspan="3">Part-time</th> <th colspan="3">Permanent</th> </tr> <tr> <th>FTE</th> <th>Headcount</th> <th>Headcount</th> <th>FTE</th> <th>Headcount</th> <th>Headcount</th> <th>FTE</th> <th>Headcount</th> <th>Headcount</th> <th>FTE</th> <th>Headcount</th> <th>Headcount</th> </tr> </thead> <tbody> <tr> <td>Emerging Markets</td> <td>881</td> <td>1,584</td> <td>1,195</td> <td>8</td> <td>8</td> <td>8</td> <td>365</td> <td>345</td> <td>366</td> <td>436</td> <td>409</td> <td>1,345</td> </tr> <tr> <td colspan="13">Australia, China, Hong Kong, Philippines, Thailand, United Arab Emirates, Vietnam</td> </tr> <tr> <td>European Markets</td> <td>3,688</td> <td>2,795</td> <td>4,451</td> <td>135</td> <td>22</td> <td>127</td> <td>515</td> <td>319</td> <td>434</td> <td>1,318</td> <td>2,458</td> <td>5,176</td> </tr> <tr> <td colspan="13">Austria, Belgium, Bosnia and Herzegovina, Bulgaria, Croatia, Czech Republic, Denmark, Estonia, Finland, France, Hungary, Ireland, Italy, Latvia, Lithuania, Macedonia, the former Yugoslav Republic of, Montenegro, Netherlands, Poland, Portugal, Romania, Serbia, Slovakia, Slovenia, Spain, Sweden, Switzerland, Ukraine</td> </tr> <tr> <td>FR Macedonia</td> <td>2</td> <td></td> <td>2</td> <td></td> <td></td> <td></td> <td></td> <td></td> <td></td> <td>2</td> <td></td> <td>1</td> </tr> <tr> <td>Germany Headquarter</td> <td>474</td> <td>472</td> <td>1,346</td> <td>258</td> <td>26</td> <td>284</td> <td>29</td> <td>31</td> <td>60</td> <td>303</td> <td>402</td> <td>1,370</td> </tr> <tr> <td colspan="13">Headquarter - Total</td> </tr> <tr> <td>Russia/CIS</td> <td>1,433</td> <td>799</td> <td>2,432</td> <td>17</td> <td>2</td> <td>18</td> <td></td> <td></td> <td>16</td> <td>1,438</td> <td>797</td> <td>2,435</td> </tr> <tr> <td colspan="13">Armenia, Azerbaijan, Belarus, Georgia, Kazakhstan, Kyrgyzstan, Moldova, Republic of, Mongolia, Russian Federation, Tajikistan, Uzbekistan</td> </tr> <tr> <td>UK</td> <td>274</td> <td>588</td> <td>2</td> <td>851</td> <td>46</td> <td>4</td> <td>49</td> <td>6</td> <td>9</td> <td>413</td> <td>309</td> <td>924</td> </tr> <tr> <td>USA</td> <td>1</td> <td>1</td> <td>2</td> <td></td> <td></td> <td></td> <td></td> <td></td> <td></td> <td>1</td> <td>1</td> <td>2</td> </tr> <tr> <td>Switzerland</td> <td>7,560</td> <td>5,268</td> <td>2</td> <td>13,406</td> <td>463</td> <td>54</td> <td>517</td> <td>515</td> <td>602</td> <td>1,817</td> <td>3,168</td> <td>12,159</td> </tr> </tbody> </table>	Country	Full Time			Part Time			Part-time			Permanent			FTE	Headcount	Headcount	FTE	Headcount	Headcount	FTE	Headcount	Headcount	FTE	Headcount	Headcount	Emerging Markets	881	1,584	1,195	8	8	8	365	345	366	436	409	1,345	Australia, China, Hong Kong, Philippines, Thailand, United Arab Emirates, Vietnam													European Markets	3,688	2,795	4,451	135	22	127	515	319	434	1,318	2,458	5,176	Austria, Belgium, Bosnia and Herzegovina, Bulgaria, Croatia, Czech Republic, Denmark, Estonia, Finland, France, Hungary, Ireland, Italy, Latvia, Lithuania, Macedonia, the former Yugoslav Republic of, Montenegro, Netherlands, Poland, Portugal, Romania, Serbia, Slovakia, Slovenia, Spain, Sweden, Switzerland, Ukraine													FR Macedonia	2		2							2		1	Germany Headquarter	474	472	1,346	258	26	284	29	31	60	303	402	1,370	Headquarter - Total													Russia/CIS	1,433	799	2,432	17	2	18			16	1,438	797	2,435	Armenia, Azerbaijan, Belarus, Georgia, Kazakhstan, Kyrgyzstan, Moldova, Republic of, Mongolia, Russian Federation, Tajikistan, Uzbekistan													UK	274	588	2	851	46	4	49	6	9	413	309	924	USA	1	1	2							1	1	2	Switzerland	7,560	5,268	2	13,406	463	54	517	515	602	1,817	3,168	12,159
Country	Full Time			Part Time			Part-time			Permanent																																																																																																																																																																												
	FTE	Headcount	Headcount	FTE	Headcount	Headcount	FTE	Headcount	Headcount	FTE	Headcount	Headcount																																																																																																																																																																										
Emerging Markets	881	1,584	1,195	8	8	8	365	345	366	436	409	1,345																																																																																																																																																																										
Australia, China, Hong Kong, Philippines, Thailand, United Arab Emirates, Vietnam																																																																																																																																																																																						
European Markets	3,688	2,795	4,451	135	22	127	515	319	434	1,318	2,458	5,176																																																																																																																																																																										
Austria, Belgium, Bosnia and Herzegovina, Bulgaria, Croatia, Czech Republic, Denmark, Estonia, Finland, France, Hungary, Ireland, Italy, Latvia, Lithuania, Macedonia, the former Yugoslav Republic of, Montenegro, Netherlands, Poland, Portugal, Romania, Serbia, Slovakia, Slovenia, Spain, Sweden, Switzerland, Ukraine																																																																																																																																																																																						
FR Macedonia	2		2							2		1																																																																																																																																																																										
Germany Headquarter	474	472	1,346	258	26	284	29	31	60	303	402	1,370																																																																																																																																																																										
Headquarter - Total																																																																																																																																																																																						
Russia/CIS	1,433	799	2,432	17	2	18			16	1,438	797	2,435																																																																																																																																																																										
Armenia, Azerbaijan, Belarus, Georgia, Kazakhstan, Kyrgyzstan, Moldova, Republic of, Mongolia, Russian Federation, Tajikistan, Uzbekistan																																																																																																																																																																																						
UK	274	588	2	851	46	4	49	6	9	413	309	924																																																																																																																																																																										
USA	1	1	2							1	1	2																																																																																																																																																																										
Switzerland	7,560	5,268	2	13,406	463	54	517	515	602	1,817	3,168	12,159																																																																																																																																																																										
iii. non-guaranteed hours employees, and a breakdown by gender and by region;	In this chart NIDDA employees are included.																																																																																																																																																																																					
iv. full-time employees, and a breakdown by gender and by region;	iii. Not applicable																																																																																																																																																																																					
v. part-time employees, and a breakdown by gender and by region;																																																																																																																																																																																						
c. Describe the methodologies and assumptions used to compile the data, including whether the numbers are reported:																																																																																																																																																																																						
i. in head count, full-time equivalent (FTE), or using another methodology;	SAP software-based data collection is used to track the data and present it as required. Data is presented in head count. Figures presented on due date 31/12/22.																																																																																																																																																																																					
ii. at the end of the reporting period, as an average across the reporting period, or using another methodology;																																																																																																																																																																																						
d. report contextual information necessary to understand the data reported under 2-7-a and 2-7-b;	/																																																																																																																																																																																					
e. describe significant fluctuations in the number of employees during the reporting period and between reporting periods.	Total Hires in 2022: 2,588 Total Leavers in 2022: 2,026 Fluctuation: 14.7% (15.1% in 2021)																																																																																																																																																																																					
<b>2-8 Workers who are not employees</b>																																																																																																																																																																																						
a. Report the total number of workers who are not employees and whose work is controlled by the organization and describe:	<table border="1"> <tr> <td><b>Contractor workers total in 2022</b></td> <td><b>101</b> (mainly active within STADA's Technical Operations)</td> </tr> <tr> <td><b>Gender structure:</b></td> <td>M 39.6%      F 60.4%</td> </tr> <tr> <td><b>Locations:</b></td> <td>Belgium 7, Bosnia and Herzegovina 5, China 2, Czech Republic 11, Germany 24, Montenegro 50, Netherlands 1, Russian Federation 1</td> </tr> </table>	<b>Contractor workers total in 2022</b>	<b>101</b> (mainly active within STADA's Technical Operations)	<b>Gender structure:</b>	M 39.6%      F 60.4%	<b>Locations:</b>	Belgium 7, Bosnia and Herzegovina 5, China 2, Czech Republic 11, Germany 24, Montenegro 50, Netherlands 1, Russian Federation 1																																																																																																																																																																															
<b>Contractor workers total in 2022</b>	<b>101</b> (mainly active within STADA's Technical Operations)																																																																																																																																																																																					
<b>Gender structure:</b>	M 39.6%      F 60.4%																																																																																																																																																																																					
<b>Locations:</b>	Belgium 7, Bosnia and Herzegovina 5, China 2, Czech Republic 11, Germany 24, Montenegro 50, Netherlands 1, Russian Federation 1																																																																																																																																																																																					
i. the most common types of worker and their contractual relationship with the organization;																																																																																																																																																																																						
ii. the type of work they perform;																																																																																																																																																																																						
b. Describe the methodologies and assumptions used to compile the data, including whether the number of workers who are not employees is reported:																																																																																																																																																																																						
i. in head count, full-time equivalent (FTE), or using another methodology;	SAP software-based data collection is used to track the data and present it as required.																																																																																																																																																																																					
ii. at the end of the reporting period, as an average across the reporting period, or using another methodology;																																																																																																																																																																																						
c. Describe significant fluctuations in the number of workers who are not employees during the reporting period and between reporting periods.	/																																																																																																																																																																																					

<sup>72</sup> Only GRI KPIs marked green in this table are audited by the independent auditor.

<sup>73</sup> Data presented exclude NIDDA.

DISCLOSURE	REFERENCES
<b>2-9 Governance structure and composition</b>	
a. Describe its governance structure, including committees of the highest governance body;	<p>STADA Arzneimittel AG has a two-tiered board structure with an Executive Board and a Supervisory Board.</p> <p>The Executive Board is the highest governance and decision-making body and manages the businesses; it is supported in this by STADA Executive Vice Presidents of important STADA business lines and functions together forming an extended management team (the STADA Executive Committee, SEC). The SEC is headed by the Chairman of the Executive Board/CEO. The competence and diversity in the SEC team ensure that STADA takes the best decisions for the company.</p> <p>The Supervisory Board appoints and dismisses the Executive Board and monitors and advises the Executive Board in the management of the business.</p>
b. List the committees of the highest governance body that are responsible for decision making on and overseeing the management of the organization's impacts on the economy, environment, and people;	<p>The STADA Executive Board meets physically every month together with the extended management team (SEC). ESG topics and impacts have been on the Agenda in 2022 as required. Within the Executive Board, the management responsibility for sustainability, health, safety and environmental matters falls within the area of responsibility of the Chief Technical Officer. People, corporate culture and diversity falls within the area of responsibility of the Chief People Officer.</p> <p>The STADA Sustainability Steering Committee (SSC) is the main body overseeing the management in respect to Sustainability / ESG and has the following members (board members: CFO, CTO, CPO and SEC members: EVP Global Legal; EVP Global Communication; EVP Global CHC and Senior Director Global HSE &amp; Sustainability).</p> <p>The STADA Supervisory Board monitors and advises the Executive Board in the running of its business operations. Through a regular dialogue with the Executive Board, the Supervisory Board is informed of the business development, strategy and company planning and also on environmental, social and governance issues. The Supervisory Board receives quarterly reports by the Management also covering updates on ESG activities. Supervisory Board meetings take place in presence in general twice a year and in between the Board convenes or passes resolutions when necessary. The Supervisory Board forms committees, like the Audit Committee and Chairman's Committee, the Nomination Committee and Compliance Committee.</p>
c. Describe the composition of the highest governance body and its committees by:	<p>The Executive Board consists of 4 members (Chief Executive Officer, Chief Financial Officer, Chief Technical Officer; Chief People Officer).</p> <p>The Supervisory Board consists of nine members, of whom six members are shareholder representatives and three members are employee representatives.</p>
i. executive and non-executive members;	
ii. independence;	All members of the Executive Board are independent. The Executive Board by law manages the Company on its own responsibility. STADA entered into a domination and profit and loss transfer agreement with its 100% shareholder Nidda Healthcare GmbH which grants Nidda Healthcare GmbH the right to issue instructions to the Executive Board of STADA Arzneimittel AG with regard to the management of the Company. STADA, however, is a legally independent entity with the previously described highest governance bodies. The STADA Executive Board is also responsible for the management and representation of the Company. Insofar as no instructions are issued, the Executive Board of STADA can and must manage the Company on its own responsibility.

DISCLOSURE	REFERENCES
ii. independence;	The Supervisory Board consists of six shareholder representatives and three employee representatives. Two members from the six shareholder representatives are independent, four of the shareholder representatives are related to the 100% shareholder of STADA. The three employee representatives are independent from the shareholders.
iii. tenure of members on the governance body;	<p><b>Executive Board:</b></p> <ul style="list-style-type: none"> <li>• Peter Goldschmidt (CEO): 2018 – 2024</li> <li>• Simone Berger (CPO): 2021 – 2024</li> <li>• Miguel Pagan Fernandez (CTO): 2018 – 2024</li> <li>• Boris Döbler (CFO): 2022 - 2025</li> </ul> <p>(Reference: STADA Annual Report 2022 <a href="https://www.stada.com/investor-relations/financial-publications/annual-report-2022">https://www.stada.com/investor-relations/financial-publications/annual-report-2022</a> p. 215]</p> <p><b>Supervisory Board:</b></p> <ul style="list-style-type: none"> <li>• Dr. Günter von Au (Chairman of the Supervisory Board): since 2017; current term until 2028</li> <li>• Markus Damm (Deputy Chairman of the Supervisory Board, employee representative): 2019 – 2024</li> <li>• Dr. Eric Cornut: since 2016; current term until 2028</li> <li>• Tim Philipp Baltin: since 2021; current term until 2028</li> <li>• Benjamin Kunstler: since 2017; current term until 2028</li> <li>• Dr. Klaus Scheja (employee representative): 2019 – 2024</li> <li>• Bruno Schick: since 2017; current term until 2028</li> <li>• Dr. Michael Siefke: since 2017; current term until 2028</li> <li>• Jens Steegers (employee representative): 2014 – 2024</li> </ul>
iv. number of other significant positions and commitments held by each member, and the nature of the commitments;	<p>In 2022, the members of the Executive Board did not have any external mandates.</p> <p>Some of the Supervisory Board members have positions in other committees, however it is ensured that they have enough time to fulfil their tasks and duties in the STADA Supervisory Board and thus such positions are not "significant". In addition, the rules of procedure of the Supervisory Board contain the self-commitment that the members shall not exercise directorships or similar positions or advisory tasks for main competitors of the enterprise. The members of the Supervisory Board shall ensure that they have sufficient time to fulfill their mandate. The mandates of Supervisory Board members are published in the CVs at the company's website (<a href="https://www.stada.com/about-stada/management/supervisory-board">https://www.stada.com/about-stada/management/supervisory-board</a>).</p>
v. gender	<p>Executive Board: Female: 1 (25%), Male 3 (75%), Total 4 (100%)</p> <p>Supervisory Board: Female: 0 (0%), Male 9 (100%), Total 9 (100%)</p>
vi. under-represented social groups;	/ Not evaluated.

DISCLOSURE	REFERENCES
vii. competencies relevant to the impacts of the organization;	The extended management body of STADA (SEC) consists of the Chief Executive Officer, the Chief Financial Officer, the Chief Technical Officer and the Chief People Officer as well as STADA Executive Vice Presidents of important STADA business lines and functions and represents all geographies of the STADA Group. The competence and diversity in the SEC team ensure that STADA takes the best decisions for the company. Further information and details on the broad competencies can be found on <a href="https://www.stada.com/about-stada/management/stada-executive-committee">https://www.stada.com/about-stada/management/stada-executive-committee</a> . The Supervisory Board members have the required knowledge, abilities and specialist experience in order to appropriately assume their tasks at STADA and in line with the strict legal requirements set in particular in the German Stock Corporation Act (personal requirements, sector competence, financial expertise). The members of the Supervisory Board in its entirety are familiar with the pharmaceutical and health care sector and with the responsibilities and requirements of the two-tier board structure of German stock corporation law. The Supervisory Board Members are aware of the importance of ESG and related requirements and will ensure to continuously expand their knowledge also to reflect the increased monitoring tasks with respect to ESG matters.
viii. stakeholder representation.	Within the STADA Supervisory Board, the sole shareholder of STADA is represented with 4 seats and the STADA employees are represented with 3 seats.
<b>2-10 Nomination and selection of the highest governance body</b>	
a. Describe the nomination and selection processes for the highest governance body and its committees;	<p>The Members of the Executive Board are appointed and dismissed by the Supervisory Board who ensures the long-term succession planning in alignment with the Executive Board. Within the framework of legal requirements and the Articles of Association, the Supervisory Board decides on the number of members of the Board of Management (currently 4), the qualifications required and the appointment of suitable individuals to the individual positions. The personnel decisions of the Supervisory Board are prepared by its Chairman's Committee, in particular the negotiation of employment contracts with the members of the Executive Board and determination of the remuneration.</p> <p>The STADA Supervisory Board is composed in accordance with the provisions of the One-Third Participation Act and consists of nine members, of whom six members are shareholder representatives (elected by the General meeting) and three members are employee representatives (elected by the employees). The members of the committees of the Supervisory Board are nominated by the Supervisory Board.</p> <p>See also: STADA Annual Report 2022 <a href="https://www.stada.com/investor-relations/financial-publications/annual-report-2022">https://www.stada.com/investor-relations/financial-publications/annual-report-2022</a> p. 26, 201</p>
b. Describe the criteria used for nominating and selecting highest governance body members, including whether and how the following are taken into consideration:	
i. views of stakeholders (including shareholders);	Besides other criteria, the ownership structure of STADA is a relevant aspect for the selection and nomination of Supervisory Board members and thus the sole shareholder of STADA is represented with 4 seats (out of 9). STADA employees are represented with 3.
ii. diversity;	<p>In the composition of both, the Executive and Supervisory Board, diversity is an important criterion.</p> <p>The Supervisory Board stipulates in its rules of procedures to consider diversity of the Executive Board's composition and in particular gives due consideration to the participation of women. With a 25 %-woman representation in the STADA Executive Board, the target set by the supervisory Board for woman representation is met.</p> <p>The Supervisory Board has specified an objective of a heterogeneous and diverse board composition with respect to age structure/experience, diversity, educational and professional background as well as cultural diversity and internationality with the aim to enrich the Board's work from various perspectives.</p>

DISCLOSURE	REFERENCES
iii. independence;	<p>Executive Board: By law, the Executive Board is appointed by the Supervisory Board. The Executive Board must manage the Company on its own responsibility.</p> <p>Supervisory Board: The representation of the ownership structure on the one hand and independence on the other hand are relevant criteria for the composition of the Supervisory Board to represent the ownership (STADA being 100 % owned by Nidda Healthcare GmbH) and have an appropriate number of independent members.</p> <p>See for shareholding structure Section 1 of this Report.</p>
iv. competencies relevant to the impacts of the organization.	<p>Executive Board: The rules of procedure for the Supervisory Board regulate the appointment of the members of the Executive Board. In particular, the Chairman's Committee prepares the long-term succession planning for personnel decisions of the Supervisory Board. Within the framework of legal requirements and the Articles of Association, the Supervisory Board decides on the qualifications required with respect to our sector, products and geographics and the appointment of suitable individuals to the individual positions. There is also a general age limit for Executive Board members (appointed members should not reached the end of their 70th year).</p> <p>SEC: The extended management committee SEC is composed of Executive Vice Presidents of important business lines and functions and represents all geographies of the STADA Group. The competence and diversity in the SEC team ensure that STADA takes the best decisions for the company.</p> <p>Supervisory Board: The members of the Supervisory Board should collectively be in possession of the information, skills and professional experience required to correctly perform their duties and shall be familiar with the pharmaceutical and health care sector and with the responsibilities and requirements of the two-tier board structure of German stock corporation law. The Supervisory Board includes at least one member with expertise in the areas of accounting or auditing.</p>

**2-11 Chair of the highest governance body**

a. Report whether the chair of the highest governance body is also a senior executive in the organization;	<p>The Chairman of the Supervisory Board is not an executive of the organization (non-executive supervising role in the two-tier system of the German Stock Corporation).</p> <p>The Chairman of the Executive Board is the Chief Executive Officer (CEO) (executive role in the two-tier system). The CEO is appointed by the Supervisory Board.</p>
b. If the chair is also a senior executive, explain their function within the organization's management, the reasons for this arrangement, and how conflicts of interest are prevented and mitigated.	<p>Due to the two-tier system with two separate Bodies - Supervisory Board as monitoring body and Executive Board as managing and decision making body, there is no such risk.</p>

DISCLOSURE	REFERENCES
<b>2-12 Role of the highest governance body in overseeing the management of impacts</b>	
a. Describe the role of the highest governance body and of senior executives in developing, approving, and updating the organization's purpose, value or mission statements, strategies, policies, and goals related to sustainable development;	<p>The Executive Board of STADA Arzneimittel AG (CEO, CFO, CPO, CTO) is extended by Executive Vice Presidents of important STADA business lines and functions together forming an extended management team (the STADA Executive Committee, SEC). The Chairman of the Executive Board (CEO) is also heading the SEC. The STADA SEC is involved in developing, approving and updating the organization's purpose, value and mission statement, strategies, policies, and goals related to sustainable development (based on quality inputs from the STADA SSC (including the Executive Board members CFO, CTO and CPO) or other SEC members and experts.</p>
b. Describe the role of the highest governance body in overseeing the organization's due diligence and other processes to identify and manage the organization's impacts on the economy, environment, and people, including:	
i. whether and how the highest governance body engages with stakeholders to support these processes;	<p>In SEC meetings the members regularly discussed the organization's impacts which was reported by the responsible member of the Executive Board, the CTO for environmental, health and safety topics and CPO for Human Rights topics.</p>
ii. how the highest governance body considers the outcomes of these processes;	<p>The Executive Board and SEC members have approved a detailed "Sustainability Policy and ESG Commitments" which is published as one pager on the STADA website. This Policy and commitment of the highest governance body also includes the results of an ESG materiality analysis (including stakeholder participation).</p>
c. Describe the role of the highest governance body in reviewing the effectiveness of the organization's processes as described in 2-12-b, and report the frequency of this review.	<p>More details could be found in STADA Annual Report 2022 <a href="https://www.stada.com/investor-relations/financial-publications/annual-report-2022">https://www.stada.com/investor-relations/financial-publications/annual-report-2022</a> p. 67</p>

**2-13 Delegation of responsibility for managing impacts**

a. Describe how the highest governance body delegates responsibility for managing the organization's impacts on the economy, environment, and people, including:	
i. whether it has appointed any senior executives with responsibility for the management of impacts;	<p>Within the Executive Board, the management responsibility for sustainability, health, safety and environmental matters falls within the area of responsibility of the Chief Technical Officer. People, corporate culture and diversity falls within the area of responsibility of the Chief People Officer. The STADA Sustainability Steering Committee is the main body overseeing the management in respect to Sustainability / ESG and has the following member (board members: CFO, CTO, CPO and SEC members: EVP Global Legal; EVP Global Communication; EVP Global CHC and Senior Director Global HSE &amp; Sustainability).</p>
ii. whether it has delegated responsibility for the management of impacts to other employees;	<p>Depending on the topic, the respective global function (headed by SEC member) takes the leadership to develop respective programs and initiatives addressing and improving sustainability aspects within their area of responsibility (e.g. CTO via Global HSE function for climate change and occupational health &amp; safety; CPO via Global C&amp;P function for diversity and training).</p>
b. Describe the process and frequency for senior executives or other employees to report back to the highest governance body on the management of the organization's impacts on the economy, environment, and people	/

DISCLOSURE	REFERENCES
<b>2-14 Role of the highest governance body in sustainability reporting <sup>(74)</sup></b>	
a. Report whether the highest governance body is responsible for reviewing and approving the reported information, including the organization's material topics, and if so, describe the process for reviewing and approving the information;	The STADA Executive Board is responsible for reviewing and approving the reported information. This body confirms the sustainability policy, material topics and aspects of sustainable development, initiated by the SSC. STADA SSC is preparing all the information and steps from locating potential material topics, through stakeholder dialogue, to finalizing the list of material topic, together with proposing reporting KPIs, while the SEC is reviewing and giving feedback inputs to the SSC. When all the topics are aligned, the SEC finally approves reporting concept (including topics and KPIs). Data collecting for reporting, as well as reporting content is presented both to the SSC and the SEC. The same process follows reviewing and approving of sustainability reporting: the first level is the SSC, while the second, and final one, is the SEC. STADA Arzneimittel AG has a two-tiered board structure with an Executive Board and a Supervisory Board. The Executive Board is the highest governance and decision-making body and manages the businesses. The Supervisory Board appoints and dismisses the Executive Board and monitors and advises the Executive Board in the management of the business. More details are presented in the GRI 2-9 in Section 3 of this report.
b. If the highest governance body is not responsible for reviewing and approving the reported information, including the organization's material topics, explain the reason for this	/
<b>2-15 Conflicts of interest</b>	
a. Describe the processes for the highest governance body to ensure that conflicts of interest are prevented and mitigated;	In 2022, electronic confirmation was introduced for all employees worldwide, including SEC members, to confirm that they had read the Code of Conduct and acted in accordance with its principles. Since 2022, all employees worldwide, including SEC members, have also been required to submit an additional electronic confirmation regarding potentially existing conflicts of interest. In the future, both declarations must be submitted annually by all employees worldwide.
b. Report whether conflicts of interest are disclosed to stakeholders, including, at a minimum, conflicts of interest relating to:	No major/unresolved conflicts of interest were disclosed in 2022.
i. cross-board membership;	
ii. cross-shareholding with suppliers and other stakeholders;	
iii. existence of controlling shareholders;	
iv. related parties, their relationships, transactions, and outstanding balances.	
<b>2-16 Communication of critical concerns</b>	
a. Describe whether and how critical concerns are communicated to the highest governance body;	Monthly business reviews (MBRs) of all SEC members with the CEO, as well as SEC meetings, are used for communicating all critical concerns and acting in accordance with conclusions and proposed action measures. Ad-hoc communication is applied in case of critical concerns.
b. Report the total number and the nature of critical concerns that were communicated to the highest governance body during the reporting period.	Intensive, informative communication was an ongoing topic in the internal channels given the war in Ukraine, global supply difficulties and rising inflation. In numerous employee briefings and across all national borders, STADA CEO Peter Goldschmidt as well as the local Managing Directors provided information on current developments. Internal communication, especially in the first half of 2022, was thus used, among other measures, to provide Ukrainian employees with urgently needed assistance, to promote an exchange among employees and to strengthen the One STADA spirit in order to also continue to maintain communication as well as cooperation throughout the STADA Group.

<sup>74</sup> Only GRI KPIs marked green in this table are audited by the independent auditor.

DISCLOSURE	REFERENCES
<b>2-17 Collective knowledge of the highest governance body</b>	
a. Report measures taken to advance the collective knowledge, skills, and experience of the highest governance body on sustainable development.	Monthly business reviews (MBRs) of all SEC members and country heads with the CEO, as well as, SEC meetings, are used to advance the collective knowledge, skills, and experience of the highest governance body on sustainable development.
<b>2-18 Evaluation of the performance of the highest governance body</b>	
a. Describe the processes for evaluating the performance of the highest governance body in overseeing the management of the organization's impacts on the economy, environment, and people;	The Supervisory Board receives reports of the Executive Board on the intended business policy and other fundamental issues of corporate planning (in particular financial, investment and personnel planning), the profitability of the Company, the course of business (in particular sales and the situation of the Company) and transactions that could be of material significance for the profitability or liquidity of the Company. The Supervisory Board ensures that it is appropriately informed through the ongoing reporting from the Executive Board and will, if necessary, exercise its right to demand reports from the Executive Board on matters affecting the company. ESG aspects are part of the listed reports. In Supervisory Board meetings, the Board gets into direct exchange with the Executive Board members also on the organization's impacts on the economy, environment, and people.  The members of the Executive Board have ESG-connected remuneration targets which are evaluated by the Supervisory Board.
b. Report whether the evaluations are independent or not, and the frequency of the evaluations;	Evaluations are internal (not independent). See also 2-18.a.
c. Describe actions taken in response to the evaluations, including changes to the composition of the highest governance body and organizational practices.	Section 1 of this Report / Chapter Company Profile 2022
<b>2-19 Remuneration policies</b>	
a. Describe the remuneration policies for members of the highest governance body and senior executives, including:	All available data presented within STADA Annual Report 2022: <a href="https://www.stada.com/investor-relations/financial-publications/annual-report-2022">https://www.stada.com/investor-relations/financial-publications/annual-report-2022</a> p. 200
i. fixed pay and variable pay;	Also, remuneration policies are affected by country specifics and consequently by collective bargaining agreements.  Additional data is currently not publicly available in accordance with applicable corporate procedures and rules.
ii. sign-on bonuses or recruitment incentive payments;	
iii. termination payments;	
iv. clawbacks;	
v. retirement benefits;	Harmonization of benefit plan obligations and retirement plans at the Group level is ongoing and country-specific conditions will not be highlighted separately in this report. This topic will be presented in more detail in future reports.
b. Describe how the remuneration policies for members of the highest governance body and senior executives relate to their objectives and performance in relation to the management of the organization's impacts on the economy, environment, and people.	All available data presented within STADA Annual Report 2022: <a href="https://www.stada.com/investor-relations/financial-publications/annual-report-2022">https://www.stada.com/investor-relations/financial-publications/annual-report-2022</a> p. 200  Also, remuneration policies are affected by country specifics and consequently by collective bargaining agreements.  Additional data is currently not publicly available in accordance with applicable corporate procedures and rules.



DISCLOSURE	REFERENCES
<b>2-20 Process to determine remuneration</b>	
a. Describe the process for designing its remuneration policies and for determining remuneration, including:	All available data presented within STADA Annual Report 2022: <a href="https://www.stada.com/investor-relations/financial-publications/annual-report-2022">https://www.stada.com/investor-relations/financial-publications/annual-report-2022</a> p. 200  Additional data is currently not publicly available in accordance with applicable corporate procedures and rules.
i. whether independent highest governance body members or an independent remuneration committee oversees the process for determining remuneration;	The Supervisory Board has a Chairman's Committee that prepares the personnel decisions from the Supervisory Board including the signing, amending and termination of employment contracts with the members of the Executive Board and determination of the remuneration. At the proposal of the Chairman's Committee, the Supervisory Board approves an adequate total remuneration of the individual members of the Executive Board in the sense of Article 87 of the German Stock Corporation Act and reviews the compensation on a regular basis. When determining the total compensation of individual Executive Board members, the Supervisory Board ensures that it is in reasonable proportion to the duties and performance of the member of the Executive Board and to the situation of the Company and does not exceed the customary level of compensation without special justification.
ii. how the views of stakeholders (including shareholders) regarding remuneration are sought and taken into consideration;	The members of the Executive Board have ESG-connected remuneration targets.
iii. whether remuneration consultants are involved in determining remuneration and, if so, whether they are independent of the organization, its highest governance body and senior executives;	/
b. Report the results of votes of stakeholders (including shareholders) on remuneration policies and proposals, if applicable.	/ Not applicable

<b>2-21 Annual total compensation ratio</b>	
a. Report the ratio of the annual total compensation for the organization's highest-paid individual to the median annual total compensation for all employees(excluding the highest-paid individual);	All available data presented within STADA Annual Report 2022: <a href="https://www.stada.com/investor-relations/financial-publications/annual-report-2022">https://www.stada.com/investor-relations/financial-publications/annual-report-2022</a> p. 200
b. Report the ratio of the percentage increase in annual total compensation for the organization's highest-paid individual to the median percentage increase in annual total compensation for all employees (excluding the highest-paid individual);	Additional data is currently not publicly available in accordance with applicable corporate procedures and rules.  By internal rules STADA is limited to disclose more details on remuneration policies. According to local data from its significant locations of operation that cover all of its 20 production sites in 11 countries (elaborated in detail in the report), standard entry level wages at STADA are above minimum wage rules for all of its employees, with no gender variations.
c. Report contextual information necessary to understand the data and how the data has been compiled.	

<b>2-22 Statement on sustainable development strategy <sup>(75)</sup></b>	
a. Report a statement from the highest governance body or most senior executive of the organization about the relevance of sustainable development to the organization and its strategy for contributing to sustainable development.	Section 1 of this Report / Chapter CEO's Foreword  See also: STADA website / Sustainability <a href="https://www.stada.com/about-stada/sustainability">https://www.stada.com/about-stada/sustainability</a>

<sup>75</sup> Only GRI KPIs marked green in this table are audited by the independent auditor.

DISCLOSURE	REFERENCES
<b>2-23 Policy commitments</b>	
a. Describe its policy commitments for responsible business conduct, including:	Global policies, which are available to the internal public at all levels via the corporate intranet (and internally promoted), define all behaviors, rules and mechanisms related to this specific and related topics.
i. the authoritative intergovernmental instruments that the commitments reference;	
ii. whether the commitments stipulate conducting due diligence;	
iii. whether the commitments stipulate applying the precautionary principle;	Precautionary Principle is under review in order to be aligned to the global risk management at STADA and would be included in the sustainable development management and sustainability reporting within the upcoming reporting cycles.
iv. whether the commitments stipulate respecting human rights;	Sustainability & ESG Commitments Policy stipulate respecting human rights with strong commitments to this important topic.
b. Describe its specific policy commitment to respect human rights, including:	STADA respects and promotes human rights in accordance with the UN Guiding Principles on Business and Human Rights and the Universal Declaration of Human Rights.
i. the internationally recognized human rights that the commitment covers;	
ii. the categories of stakeholders, including at-risk or vulnerable groups, that the organization gives particular attention to in the commitment;	All supply chain and stakeholders are expected to share the same approach as STADA considering the respect of human rights.
c. Provide links to the policy commitments if publicly available, or, if the policy commitments are not publicly available, explain the reason for this;	Since STADA is launching new sustainability section with more content within its official website, this policy is still not publicly available, except selected clauses that are shared with suppliers and stakeholders directly as well as integrated into ESG assessment of suppliers within EcoVadis platform.
d. Report the level at which each of the policy commitments was approved within the organization, including whether this is the most senior level;	This policy was signed by CTO, EVP Global Legal / General Counsel & Head of Corporate Policy Committee, as well as STADA CEO, who altogether represent relevant members of STADA's Executive Committee.
e. Report the extent to which the policy commitments apply to the organization's activities and to its business relationships;	The policy covers all activities and operations of STADA.
f. Describe how the policy commitments are communicated to workers, business partners, and other relevant parties.	The policy was announced over Intranet article, available to all employees, and uploaded into the section of Global Policies (also available to all employees over Intranet). It was also presented in senior management meetings.

<b>2-24 Embedding policy commitments</b>	
a. Describe how it embeds each of its policy commitments for responsible business conduct throughout its activities and business relationships, including:	Policy commitments are integrated into creation of corporate culture that puts one of its focuses on ESG, which is actively communicated through internal and external communication channels.
i. how it allocates responsibility to implement the commitments across different levels within the organization;	Responsibility is allocated through STADA SEC.
ii. how it integrates the commitments into organizational strategies, operational policies, and operational procedures;	Commitments are integrated into organizational strategies, operational policies and procedures top down - from SEC to workstreams. Commitments are also addressed through the implementation of planned risk analysis, planned risk management process, the setting up of certain preventive measures, planned trainings and workshops.
iii. how it implements its commitments with and through its business relationships;	Commitments and their requirements are transparently communicated through STADA's affiliates and supply chain, with expectations to share the same values. EcoVadis platform is used for suppliers' assessment.
iv. training that the organization provides on implementing the commitments.	Regular trainings are organized through responsible workstreams (i.e. ESG training over SAP HERO learning platform).

DISCLOSURE	REFERENCES
<b>2-25 Processes to remediate negative impacts</b>	
a. Describe its commitments to provide for or cooperate in the remediation of negative impacts that the organization identifies it has caused or contributed to;	<p>In line with its purpose and its Sustainability Policy, STADA is committed to preventing and mitigating all significant negative impact. STADA's approach to identify and manage sustainability impact is described in this Sustainability Report. Its Code of Conduct provides information about the STADA Ombudsman to address grievances from all stakeholders and its contact details are also available at <a href="http://www.stada.com">www.stada.com</a></p> <p>More details could also be found in STADA Annual Report 2022 <a href="https://www.stada.com/investor-relations/financial-publications/annual-report-2022">https://www.stada.com/investor-relations/financial-publications/annual-report-2022</a> p. 67</p>
b. Describe its approach to identify and address grievances, including the grievance mechanisms that the organization has established or participates in;	
c. Describe other processes by which the organization provides for or cooperates in the remediation of negative impacts that it identifies it has caused or contributed to;	
d. Describe how the stakeholders who are the intended users of the grievance mechanisms are involved in the design, review, operation, and improvement of these mechanisms;	
e. Describe how the organization tracks the effectiveness of the grievance mechanisms and other remediation processes, and report examples of their effectiveness, including stakeholder feedback.	
<b>2-26 Mechanisms for seeking advice and raising concerns</b>	
a. Describe the mechanisms for individuals to:	
i. seek advice on implementing the organization's policies and practices for responsible business conduct;	The relevant department gives guidance regarding the implementation of their policies to the individuals seeking advice.
ii. raise concerns about the organization's business conduct.	There are several ways available to the individuals wishing to raise concerns about the organization's business conduct, including, Compliance, HR department, their relevant managers, ombudsman, etc. Relevant information and the contact details are published on the intranet and internet sites.
<b>2-27 Compliance with laws and regulations</b>	
a. Report the total number of significant instances of non-compliance with laws and regulations during the reporting period, and a breakdown of this total by:	<p>In 2022, the overall business operations of STADA Arzneimittel AG and STADA Group were in line with applicable legislation. Accordingly, no material complaints, fines or non-monetary sanctions related to non compliance with laws or regulations were recorded/incurred.</p>
i. instances for which fines were incurred;	
ii. instances for which non-monetary sanctions were incurred;	
b. Report the total number and the monetary value of fines for instances of non-compliance with laws and regulations that were paid during the reporting period, and a breakdown of this total by:	/
i. fines for instances of non-compliance with laws and regulations that occurred in the current reporting period;	
ii. fines for instances of non-compliance with laws and regulations that occurred in previous reporting periods;	
c. Describe the significant instances of non-compliance;	There are no material instances of non-compliance.
d. Describe how it has determined significant instances of non-compliance.	A material instance of non-compliance is determined as an instance having a group-wide effect or an instance in major compliance risk areas (e.g. anti-bribery, anti-corruption, export control, sanctions regulations, anti-monopoly and anti-trust, money laundering, etc.).

DISCLOSURE	REFERENCES
<b>2-28 Membership associations</b>	
a. Report industry associations, other membership associations, and national or international advocacy organizations in which it participates in a significant role.	<p>STADA offers its expertise to industry-wide initiatives through its participation in several trade associations. At a global level, STADA CEO Peter Goldschmidt is a member of the IGBA (the International Generic and Biosimilar Medicines Association) CEO Advisory Committee. On a pan-European level, the company works to ensure and improve patient access to quality, affordable, off-patent medicines through its board-level participation in the industry association, Medicines for Europe. This includes involvement in shaping policies and positions through working groups on specific issues affecting generic, biosimilar and specialty or value-added medicines. Also at a national level, STADA is active in several industry associations, such as Medaxes in Belgium, the German generics and biosimilars body ProGenerika, Italian off-patent industry group Egualea and the Spanish generics association Aeseg. For several of these industry associations, STADA holds president, chairperson or other leadership positions. In selected key countries such as Germany, Serbia, and the UK, STADA contributes to the free movement and trade in medicines and healthcare products through active membership of, and interaction with, local chambers of commerce. In Spain, STADA became the first pharmaceutical company to join the "Lean &amp; Green" European collaboration platform aimed at reducing emissions and improving sustainability associated with logistics and supply chains.</p> <p>STADA is a member of the United Nations Global Compact.</p>
<b>2-29 Approach to stakeholder engagement <sup>(*)76</sup></b>	
a. Describe its approach to engaging with stakeholders, including:	
i. the categories of stakeholders it engages with, and how they are identified;	<p>Internal and External stakeholders are included into STADA's stakeholder engagement process.</p> <p>Section 1 / Chapter Stakeholder Dialogue and Material Assessment Stakeholders are identified with the aim to cover both internal and external parties that could have an interest in a company and could either affect or be affected by the business. In this way STADA ensures capacities for the assessment of its double materiality impacts (outside-in and inside-out). Stakeholder groups, divided into internal and external stakeholders, then have further subcategories with the aim to cover all business aspects and STADA's operations for creating the most possible balanced overview of its ESG footprints. Internal stakeholders represent all management and employee levels aimed at the best understanding of operational and management processes, while external stakeholders include all potential categories of external contacts addressed through all relevant STADA's business workstreams - from supply chain to professional partners, media representatives, governmental and non-governmental institutions, patients, and family members of STADA's employees. Based on the abovementioned categorization of the stakeholders, set up at the launch of sustainable development program at STADA in 2021 (presented in the first STADA Global sustainability Report, <a href="https://www.stada.com/media/7321/stada_sustainability_report_2021_web_version.pdf">https://www.stada.com/media/7321/stada_sustainability_report_2021_web_version.pdf</a> p.24), STADA SSC each year chooses relevant categories for the upcoming stakeholder dialogue, based on the intention to include both internal and external stakeholders, with some groups already involved in the previous stakeholder engagement cycle (to track comparability of STADA's material assessment over years), but also including some new stakeholders groups (to enable updates, upgrades and further improvements of STADA's material assessment).</p>
ii. the purpose of the stakeholder engagement;	STADA seeks feedback from its stakeholders considering double materiality and its ESG impacts.
iii. how the organization seeks to ensure meaningful engagement with stakeholders.	STADA prepares its stakeholder engagement respecting the principles of transparency, objectivity and continuity, aligned with GRI standards and reporting requirements.

<sup>76</sup> Only GRI KPIs marked green in this table are audited by the independent auditor.

DISCLOSURE	REFERENCES
<b>2-30 Collective bargaining agreements</b>	
a. Report the percentage of total employees covered by collective bargaining agreements;	STADA continues to express a clear commitment to the freedom of association as well as to the right of its workforce to unionize. Approximately 50% of the employees within the group are covered by a collective bargaining agreement (CBA) concluded between STADA and either a union representing the employees or internal employee representation bodies. The CBA is the result of an extensive negotiation process between the parties ensuring fair working conditions for various topics such as wages, working hours, and other terms and conditions of employment. The CBAs applicable within STADA cover either a whole specific entity, industry, or sector. STADA's German employees are covered by the Federal Employers' Association for the Chemical Industry (BAVC) collective agreement and its benefits.
b. For employees not covered by collective bargaining agreements, report whether the organization determines their working conditions and terms of employment based on collective bargaining agreements that cover its other employees or based on collective bargaining agreements from other organizations.	STADA strives to offer the same working conditions also to the employees not covered by CBA (even in the areas/countries) where it is not obligatory by the law.

# MATERIAL TOPICS

DISCLOSURE	REFERENCES
<b>3-1 Process to determine material topics <sup>(77)</sup></b>	
a. Describe the process it has followed to determine its material topics, including:	Potential ESG topics were identified through the assessment of all business operations of STADA and its potential ESG downstream/upstream impacts.
i. how it has identified actual and potential, negative and positive impacts on the economy, environment, and people, including impacts on their human rights, across its activities and business relationships;	STADA Sustainability Steering Committee, based on the inputs from relevant workstreams, made a collection of potential positive / negative ESG impact, together with likelihood of occurrence. The list was confirmed by STADA SEC in order to be offered to stakeholders. Special focus was put on respect for human rights, which resulted in creating new ESG policy that would be active from Q2 2023.
ii. how it has prioritized the impacts for reporting based on their significance;	The outcome of material assessment within the second cycle of stakeholder dialogue (explained in detail in Section 1/ Stakeholder Dialogue and Material Assessment of this Report) resulted in creation of a list of material topics. These material topics were prioritized according to the overall score of actual and potential impacts, collected from all engaged stakeholders, including both outside-in and inside-out impacts. Double materiality assessment with the list of prioritized material topics were used as a reporting base.
b. Specify the stakeholders and experts whose views have informed the process of determining its material topics.	Section 1 of this Report / Chapter Stakeholder Dialogue and Material Assessment
<b>3-2 List of material topics <sup>(78)</sup></b>	
a. List the material topics;	Section 1 of this Report / Chapter Stakeholder Dialogue and Material Assessment
b. Report changes to the list of material topics compared to the previous reporting period.	Section 1 of this Report / Chapter Stakeholder Dialogue and Material Assessment

<sup>77</sup> Only GRI KPIs marked green in this table are audited by the independent auditor.

<sup>78</sup> Only GRI KPIs marked green in this table are audited by the independent auditor.

DISCLOSURE	REFERENCES
<b>3-3 Management of material topics <sup>(79)</sup></b>	
a. Describe the actual and potential, negative and positive impacts on the economy, environment, and people, including impacts on their human rights;	Section 1 of this Report / Chapter Stakeholder Dialogue and Material Assessment The term 'impact' refers to the effect STADA could have on the economy, the environment, and/or society, which in turn can indicate its contribution (positive or negative) to sustainable development. 'Actual impact' refers to an impact that has already been recorded as ongoing, considered, and subject to a further impact management strategy. 'Potential impact' refers to an impact that can potentially occur in the future, and as such will be considered, and will be the subject of a further impact management strategy.
b. Report whether the organization is involved with the negative impacts through its activities or as a result of its business relationships, and describe the activities or business relationships;	STADA is not involved with negative impacts through its activities or as a result of its business relationships. In order to understand and comprehend the overall impacts of its business, STADA regularly analyzes and records its positive and negative impacts through stakeholder dialogue and the risk management process. Details of the impact analysis are presented in Section 1/ Stakeholder Dialogue and Material Assessment of this Report as well as in STADA's Annual Report 2022 within the section 'Opportunities and Risk Report': <a href="https://www.stada.com/media/7596/fy2022-annual-report-stada.pdf">https://www.stada.com/media/7596/fy2022-annual-report-stada.pdf</a> p.67.
c. Describe its policies or commitments regarding the material topic;	The STADA Sustainability Policy defines its commitment to manage material topics and is published on <a href="http://www.stada.com">www.stada.com</a> ; in Q3 2022, STADA initiated the revision of its 2021 Sustainability Policy by defining its clear ESG commitments. This revised Sustainability Policy and ESG Commitments was formally accepted in Q2 2023, after all necessary alignments with various workstreams and ESG topics owners within internal stakeholders.
d. Describe actions taken to manage the topic and related impacts, including:	
i. actions to prevent or mitigate potential negative impacts;	STADA SSC and SEC members responsible for specific material topics are in charge for locating, defining, understanding and preventing potential negative impacts with strategic support from the whole STADA SEC. Referent functional departments have operational processes in place, in line with global policies, to prevent, minimize and mitigate potential negative impacts. In order to understand and comprehend the overall impacts of its business, STADA regularly analyzes and records its positive and negative impacts through stakeholder dialogue and the risk management process. Details of the impact analysis are presented in Section 1/ Stakeholder Dialogue and Material Assessment of this Report as well as in STADA's Annual Report 2022 within the section 'Opportunities and Risk Report': <a href="https://www.stada.com/media/7596/fy2022-annual-report-stada.pdf">https://www.stada.com/media/7596/fy2022-annual-report-stada.pdf</a> p.67.
ii. actions to address actual negative impacts, including actions to provide for or cooperate in their remediation;	
iii. actions to manage actual and potential positive impacts;	
e. Report the following information about tracking the effectiveness of the actions taken:	
i. processes used to track the effectiveness of the actions;	Monthly business reviews, regular STADA SSC meetings and updates to the SEC as well as STADA Sustainability Report are used to track STADA's progress in sustainability.
ii. goals, targets, and indicators used to evaluate progress;	ESG Outlook, with particular workstreams' KPIs (inline with SDGs) act as a blueprint to evaluate progress.
iii. the effectiveness of the actions, including progress toward the goals and targets;	Collection of lessons learned resulted in initiating and establishing new Sustainability & ESG Commitments Policy. STADA's goals, targets and indicators considering its ESG efforts and managing material topics are presented in Section 1/ STADA ESG Outlook of this Report.
iv. lessons learned and how these have been incorporated into the organization's operational policies and procedures;	
f. Describe how engagement with stakeholders has informed the actions taken (3-3-d) and how it has informed whether the actions have been effective (3-3-e).	Double materiality assessment offered stakeholders overview on current progress of STADA in sustainable development, while sustainability reporting and regularly updated contents on the website and intranet, offer adequate level of transparency on all actions taken.

<sup>79</sup> Only GRI KPIs marked green in this table are audited by the independent auditor.

DISCLOSURE	REFERENCES
<b>GRI 201: Economic Performance 2016</b>	
<p><b>201-1 Direct economic value generated and distributed:</b> <sup>(v)80</sup></p> <p>a. Direct economic value generated and distributed (EVG&amp;D) on an accruals basis, including the basic components for the organization's global operations as listed below. If data are presented on a cash basis, report the justification for this decision in addition to reporting the following basic components:</p> <ul style="list-style-type: none"> <li>i. Direct economic value generated: revenues; Economic value distributed: operating costs, employee wages and benefits, payments to providers of capital, payments to government by country, and community investments;</li> <li>ii. Economic value retained: 'direct economic value generated' less 'economic value distributed'.</li> </ul> <p>b. Where significant, report EVG&amp;D separately at country, regional, or market levels, and the criteria used for defining significance.</p>	<p>a. i. <b>DIRECT ECONOMIC VALUE GENERATED:</b> Revenue: 3,797.2 (Mio EUR; +11%)</p> <p>i. / ii. / b. Data is being collected but reporting on the Group level is not established yet according to these KPIs.</p> <p>More information on financial assets presented within STADA Annual Report 2022 <a href="https://www.stada.com/investor-relations/financial-publications/annual-report-2022">https://www.stada.com/investor-relations/financial-publications/annual-report-2022</a> p. 22, 42</p>
<p><b>201-2 Financial implications and other risks and opportunities due to climate change:</b></p> <p>Risks and opportunities posed by climate change that have the potential to generate substantive changes in operations, revenue, or expenditure, including:</p> <ul style="list-style-type: none"> <li>i. a description of the risk or opportunity and its classification as either physical, regulatory, or other;</li> <li>ii. a description of the impact associated with the risk or opportunity;</li> <li>iii. the financial implications of the risk or opportunity before action is taken;</li> <li>iv. the methods used to manage the risk or opportunity;</li> <li>v. the costs of actions taken to manage the risk or opportunity.</li> </ul>	<p>No case of a crisis situation that inflicted damage to the company or the environment and local communities was recorded in 2022.</p> <p>Climate change does not significantly affect the company's operations, nor does the company contribute significantly to climate change by performing its activities.</p> <p>STADA plans to evaluate climate adaptation aspects to its business in 2023/24.</p>
<p><b>201-3 Defined benefit plan obligations and other retirement plans</b></p> <p>a. If the plan's liabilities are met by the organization's general resources, the estimated value of those liabilities.</p> <p>b. If a separate fund exists to pay the plan's pension liabilities:</p> <ul style="list-style-type: none"> <li>i. the extent to which the scheme's liabilities are estimated to be covered by the assets that have been set aside to meet them;</li> <li>ii. the basis on which that estimate has been arrived at;</li> <li>iii. when that estimate was made.</li> </ul> <p>c. If a fund set up to pay the plan's pension liabilities is not fully covered, explain the strategy, if any, adopted by the employer to work towards full coverage, and the timescale, if any, by which the employer hopes to achieve full coverage.</p> <p>d. Percentage of salary contributed by employee or employer.</p> <p>e. Level of participation in retirement plans, such as participation in mandatory or voluntary schemes, regional, or country-based schemes, or those with financial impact.</p>	<p>Harmonization of benefit plan obligations and retirement plans at the Group level is ongoing and country-specific conditions will not be highlighted separately in this report. This topic will be presented in more detail in future reports.</p>

<sup>80</sup> Only GRI KPIs marked green in this table are audited by the independent auditor.

DISCLOSURE	REFERENCES									
<p><b>201-4 Financial assistance received from government</b></p> <p>a. Total monetary value of financial assistance received by the organization from any government during the reporting period, including:</p> <ul style="list-style-type: none"> <li>i. tax relief and tax credits;</li> <li>ii. subsidies;</li> <li>iii. investment grants, research and development grants, and other relevant types of grant;</li> <li>iv. awards;</li> <li>v. royalty holidays;</li> <li>vi. financial assistance from Export Credit Agencies (ECAs);</li> <li>vii. financial incentives;</li> <li>viii. other financial benefits received or receivable from any government for any operation.</li> </ul> <p>b. The information in 201-4-a by country.</p> <p>c. Whether, and the extent to which, any government is present in the shareholding structure.</p>	<p>/</p> <p>No Group wide global data tracking on this topic has been established yet.</p>									
<b>GRI 202: Market presence 2016</b>										
<p><b>202-1 Ratios of standard entry level wage by gender compared to local minimum wage</b></p> <p>a. When a significant proportion of employees are compensated based on wages subject to minimum wage rules, report the relevant ratio of the entry level wage by gender at significant locations of operation to the minimum wage.</p> <p>b. When a significant proportion of other workers (excluding employees) performing the organization's activities are compensated based on wages subject to minimum wage rules, describe the actions taken to determine whether these workers are paid above the minimum wage.</p> <p>c. Whether a local minimum wage is absent or variable at significant locations of operation, by gender. In circumstances in which different minimums can be used as a reference, report which minimum wage is being used.</p> <p>d. The definition used for 'significant locations of operation'.</p>	<p>Standard entry level wages at STADA are above minimum wage rules for all of its employees, with no gender variations.</p>									
<p><b>202-2 Proportion of senior management hired from the local community</b></p> <p>a. Percentage of senior management at significant locations of operation that are hired from the local community.</p> <p>b. The definition used for 'senior management'.</p> <p>c. The organization's geographical definition of 'local'.</p> <p>d. The definition used for 'significant locations of operation'.</p>	<p>The "upper management level" (equivalent to senior management) includes all members of the STADA Global Leadership Team, which consist of 133 members from all countries where STADA operates.</p> <table border="1" style="width: 100%; border-collapse: collapse;"> <tbody> <tr> <td style="background-color: #d9ead3;">Total SGLT members</td> <td style="text-align: center;">133</td> <td></td> </tr> <tr> <td style="background-color: #d9ead3;">Same country hired</td> <td style="text-align: center;">103</td> <td style="text-align: center;">77%</td> </tr> <tr> <td style="background-color: #d9ead3;">Different country hired</td> <td style="text-align: center;">30</td> <td style="text-align: center;">23%</td> </tr> </tbody> </table>	Total SGLT members	133		Same country hired	103	77%	Different country hired	30	23%
Total SGLT members	133									
Same country hired	103	77%								
Different country hired	30	23%								

DISCLOSURE	REFERENCES
<b>GRI 203: Indirect Economic Impacts 2016</b>	
<p><b>203-1 Infrastructure investments and services supported</b> <sup>(*)81</sup></p> <p>a. Extent of development of significant infrastructure investments and services supported.</p> <p>b. current or expected impacts on communities and local economies, including positive and negative impacts where relevant.</p> <p>c. whether these investments and services are commercial, in-kind, or pro bono engagements.</p>	<p><b>Investments (Mio EUR)</b></p> <p>Total <b>276.6</b> (385.7 in 2021):</p> <ul style="list-style-type: none"> <li>37% investments in property, plant and equipment or 101.1 (105.1 in 2021) or 2.7% (3.2% in 2021) of Group sales;</li> <li>63% Investments in intangible assets or 175.5 (279.6 in 2021).</li> </ul> <p>STADA made two acquisitions in 2022 and put a focus on targeted cooperations and in-licensing to further expand the existing product portfolio. STADA made 86 successful in-licensing deals in 2022. In Q2 of 2022, STADA announced that it would, together with Alvotech, expand therapy options for patients in Europe through the launch of a highly concentrated, citrate-free adalimumab biosimilar. In Q3 of 2022, STADA and Xbrane announced that the Committee for Medicinal Products for Human Use (CHMP) of the European Medicines Agency (EMA) had issued a positive opinion for Ximluci, a ranibizumab biosimilar. In Q4 of 2022, STADA announced that the European Commission had granted EU-wide approval for the ranibizumab biosimilar. Further, STADA disclosed in Q3 of 2022 that the EU Commission granted conditional approval for Kinpeygo for the treatment of primary immunoglobulin A (IgA) nephropathy (IgAN) in adults. STADA subsequently launched Kinpeygo in Germany with the planned introduction in other European markets.</p> <p>It is expected that all abovementioned investments would improve access to medicines and quality therapy for patients and healthcare systems. More data available in STADA Annual Report 2022 <a href="https://www.stada.com/investor-relations/financial-publications/annual-report-2022">https://www.stada.com/investor-relations/financial-publications/annual-report-2022</a> starting p. 42, and at <a href="http://www.stada.com">www.stada.com</a></p> <p>b. Positive impact of STADA's investments is primarily directed towards improving reliability of supply chain to enable future improvement of availability of medicines. At the same time, no actual and potential negative material impacts are recorded.</p> <p>c. The investments are commercial.</p>
<p><b>203-2 Significant indirect economic impacts</b></p> <p>a. Examples of significant identified indirect economic impacts of the organization, including positive and negative impacts;</p> <p>b. Significance of the indirect economic impacts in the context of external benchmarks and stakeholder priorities, such as national and international standards, protocols, and policy agendas.</p>	<p>Since its establishment 1993 until end of 2022, Hemofarm Foundation (HFF), STADA's subsidiary in Serbia, conducted a total of 2,306 activities and supported 3,720 young people, future leaders in the health, pharmaceutical, and technology industries. HFF invested close to 14 million EUR in programs for health, education and culture that make a difference in society and distinguish the Hemofarm company from other companies in the pharmaceutical industry. Only in the period from 2015 to 2023, HFF implemented a support program for more than 70 health institutions worth more than EUR 600,000.00 by donating medical instruments and equipment to improve work processes and patient health. During the past eight years, the HFF has been awarded 41 times for its work at the global, European, regional, and national levels. More than 100 exceptional individuals, experts in the fields of health, education, social responsibility, sustainable development, philanthropy, and culture wrote blogs for HFF on the most current topics in these fields. More details available at <a href="https://www.fondacijahemofarm.org.rs/eng">https://www.fondacijahemofarm.org.rs/eng</a></p>
<b>GRI 204: Procurement Practices 2016</b>	
<p><b>204-1 Proportion of spending on local suppliers</b></p> <p>a. Percentage of the procurement budget used for significant locations of operation that is spent on suppliers local to that operation (such as percentage of products and services purchased locally);</p> <p>b. The organization's geographical definition of 'local';</p> <p>c. The definition used for 'significant locations of operation'.</p>	<p>/</p> <p>STADA is aware of the importance of developing local economies by spending on local suppliers where applicable. Global data tracking on spending on local suppliers is not available yet. Data are available for individual countries and production sites (i.e., in Serbia in 2022 still more than 80% of services, one third of packaging and more than 5% of raw materials/bulk and finished products come from local suppliers). Since the company seeks to foster local economic development and understands the importance of investing in local suppliers, data will be available in future reports.</p>

<sup>81</sup> Only GRI KPIs marked green in this table are audited by the independent auditor.

DISCLOSURE	REFERENCES
<b>GRI 205: Anti-corruption 2016</b>	
<p><b>205-1 Operations assessed for risks related to corruption</b> <sup>(*)82</sup></p> <p>a. Total number and percentage of operations assessed for risks related to corruption;</p> <p>b. Significant risks related to corruption identified through the risk assessment.</p>	<p>a. All operations (100%) are in the scope of STADA's compliance management system (including STADA's global Code of Conduct, global Anti-Bribery and Anti-Corruption Policy, and subject to internal audits). Whistleblowing Policy enables employees to submit any suspicion of a corruption case. STADA is not tracking separate number of operations being assessed for risks related to corruption, since all operations within all subsidiaries are in scope of STADA's compliance management system. The list of subsidiaries is presented in STADA Annual Report 2022 <a href="https://www.stada.com/investor-relations/financial-publications/annual-report-2022">https://www.stada.com/investor-relations/financial-publications/annual-report-2022</a> p. 128-130</p> <p>b. No significant risks (zero cases) related to corruption were identified in STADA in 2022.</p>
<p><b>205-2 Communication and training about anti-corruption policies and procedures</b></p> <p>a. Total number and percentage of governance body members that the organization's anticorruption policies and procedures have been communicated to, broken down by region;</p> <p>b. Total number and percentage of employees that the organization's anti-corruption policies and procedures have been communicated to, broken down by employee category and region;</p> <p>c. Total number and percentage of business partners that the organization's anticorruption policies and procedures have been communicated to, broken down by type of business partner and region. Describe if the organization's anti-corruption policies and procedures have been communicated to any other persons or organizations;</p> <p>d. Total number and percentage of governance body members that have received training on anti-corruption, broken down by region;</p> <p>e. Total number and percentage of employees that have received training on anticorruption, broken down by employee category and region.</p>	<p>Global Anti-Bribery and Anti-Corruption Policy, along with other global policies and the Code of Conduct, have been presented to all STADA's employees and made available to them over STADA's intranet. All STADA employees have been enrolled to the Compliance e-learning covering anticorruption topics. Currently, the overall participation rate is over 98%.</p>
<p><b>205-3 Confirmed incidents of corruption and actions taken</b></p> <p>a. Total number and nature of confirmed incidents of corruption;</p> <p>b. Total number of confirmed incidents in which employees were dismissed or disciplined for corruption;</p> <p>c. Total number of confirmed incidents when contracts with business partners were terminated or not renewed due to violations related to corruption;</p> <p>d. Public legal cases regarding corruption brought against the organization or its employees during the reporting period and the outcomes of such cases.</p>	<p>In 2022 there were no confirmed incidents of corruption.</p>
<b>GRI 206: Anti-competitive Behavior 2016</b>	
<p><b>206-1 Legal actions for anti-competitive behavior, anti-trust, and monopoly practices</b></p> <p>a. Number of legal actions pending or completed during the reporting period regarding anti-competitive behavior and violations of anti-trust and monopoly legislation in which the organization has been identified as a participant;</p> <p>b. Main outcomes of completed legal actions, including any decisions or judgements.</p>	<p>/</p> <p>STADA's compliance management system is monitoring and preventing the occurrence of any anti-competitive behavior, anti-trust, and monopoly practices in all Group's operations. By the Code of Conduct, STADA is committed to a free, fair and undistorted competition. STADA expects its employees to act in the course of business in accordance with antitrust laws and must always be aware and comply with applicable laws and regulations and adhere to the principle of fair competition. Whistleblowing Policy enables employees to submit any suspicion of a case relevant for the addresses aspects.</p>

<sup>82</sup> Only GRI KPIs marked green in this table are audited by the independent auditor.

DISCLOSURE	REFERENCES
<b>GRI 207: Tax 2019</b>	
<p><b>207-1 Approach to tax</b></p> <p>A description of the approach to tax, including:</p> <ul style="list-style-type: none"> <li>i. whether the organization has a tax strategy and, if so, a link to this strategy if publicly available;</li> <li>ii. the governance body or executive-level position within the organization that formally reviews and approves the tax strategy, and the frequency of this review;</li> <li>iii. the approach to regulatory compliance;</li> <li>iv. how the approach to tax is linked to the business and sustainable development strategies of the organization.</li> </ul>	<p>All economic performance data, including tax, is presented in STADA Annual Report 2022 <a href="https://www.stada.com/investor-relations/financial-publications/annual-report-2022">https://www.stada.com/investor-relations/financial-publications/annual-report-2022</a> starting p. 42</p>
<p><b>207-2 Tax governance, control, and risk management</b></p> <p>a. A description of the tax governance and control framework, including:</p> <ul style="list-style-type: none"> <li>i. the governance body or executive-level position within the organization accountable for compliance with the tax strategy;</li> <li>ii. how the approach to tax is embedded within the organization;</li> <li>iii. the approach to tax risks, including how risks are identified, managed, and monitored;</li> <li>iv. how compliance with the tax governance and control framework is evaluated.</li> </ul> <p>b. A description of the mechanisms to raise concerns about the organization's business conduct and the organization's integrity in relation to tax;</p> <p>c. A description of the assurance process for disclosures on tax including, if applicable, a link or reference to the external assurance report(s) or assurance statement(s).</p>	
<p><b>207-3 Stakeholder engagement and management of concerns related to tax</b></p> <p>A description of the approach to stakeholder engagement and management of stakeholder concerns related to tax, including:</p> <ul style="list-style-type: none"> <li>i. the approach to engagement with tax authorities;</li> <li>ii. the approach to public policy advocacy on tax;</li> <li>iii. the processes for collecting and considering the views and concerns of stakeholders, including external stakeholders.</li> </ul>	

DISCLOSURE	REFERENCES										
<p><b>207-4 Country-by-country reporting</b></p> <p>a. All tax jurisdictions where the entities included in the organization's audited consolidated financial statements, or in the financial information filed on public record, are resident for tax purposes;</p> <p>b. For each tax jurisdiction reported in Disclosure 207-4-a</p> <ul style="list-style-type: none"> <li>i. Names of the resident entities;</li> <li>ii. Primary activities of the organization;</li> <li>iii. Number of employees, and the basis of calculation of this number;</li> <li>iv. Revenues from third-party sales;</li> <li>v. Revenues from intra-group transactions with other tax jurisdictions;</li> <li>vi. Profit/loss before tax;</li> <li>vii. Tangible assets other than cash and cash equivalents;</li> <li>viii. Corporate income tax paid on a cash basis;</li> <li>ix. Corporate income tax accrued on profit/loss;</li> <li>x. Reasons for the difference between corporate income tax accrued on profit/loss and the tax due if the statutory tax rate is applied to profit/loss before tax.</li> </ul> <p>c. The time period covered by the information reported in Disclosure 207-4.</p>	<p>All economic performance data, including tax, is presented in STADA Annual Report 2022 <a href="https://www.stada.com/investor-relations/financial-publications/annual-report-2022">https://www.stada.com/investor-relations/financial-publications/annual-report-2022</a> starting p. 42</p>										
<b>GRI 301: Materials</b>											
<p><b>301-1: Materials used by weight or volume</b></p> <p>Total weight or volume of materials that are used to produce and package the organization's primary products and services during the reporting period, by:</p> <ul style="list-style-type: none"> <li>i. non-renewable materials used;</li> <li>ii. renewable materials used.</li> </ul>	<table border="1" style="width: 100%; border-collapse: collapse;"> <thead> <tr> <th style="background-color: #0056b3; color: white;">Group of materials (2022)</th> <th style="background-color: #0056b3; color: white;">Total share (% value)<sup>83</sup></th> </tr> </thead> <tbody> <tr> <td>Semifinished products + Finished products<sup>84</sup></td> <td style="text-align: center;">72%</td> </tr> <tr> <td>API</td> <td style="text-align: center;">12.85%</td> </tr> <tr> <td>Excipients</td> <td style="text-align: center;">5.51%</td> </tr> <tr> <td>Packaging</td> <td style="text-align: center;">9.54%</td> </tr> </tbody> </table>	Group of materials (2022)	Total share (% value) <sup>83</sup>	Semifinished products + Finished products <sup>84</sup>	72%	API	12.85%	Excipients	5.51%	Packaging	9.54%
Group of materials (2022)	Total share (% value) <sup>83</sup>										
Semifinished products + Finished products <sup>84</sup>	72%										
API	12.85%										
Excipients	5.51%										
Packaging	9.54%										

<sup>83</sup> It is not possible to display the materials in kg, as some groups of materials are reported in kg or t, while others are in the number of pieces. In this regard, the only comparative methodology is the presentation in the value share of the total procurement.

<sup>84</sup> Including intercompany sales.

DISCLOSURE	REFERENCES																								
<p><b>301-2: Recycled input materials used</b> <sup>(v)85</sup></p> <p>Percentage of recycled input materials used to manufacture the organization's primary products and services.</p>	<p>STADA uses recycled cardboard for the secondary and transport packaging of its product. The use of recycled carton for the folding boxes in 2022 amounted to 3,145.1t (2021: 1,293.9t) or 38.4% (2021: 61%) of the total quantity of folding boxes.</p> <p>The calculation is based on the average reference weight of folding boxes - 12g (45g in 2021). There was a total increase in quantities of both virgin and recycled cardboard used for packaging in 2022, influenced by the increase of production and acquisitions of new products to the portfolio. The recycled quota is an estimation based on the percentage of recycled cardboard per type being used. The new reference weight of the box was chosen after new acquisitions and portfolio development, for more precise calculation. Since the new calculation format was used to analyse data, there is a deviation compared to the percentage of recycle cardboard used in 2021.</p>																								
<p><b>301-3: Reclaimed products and their packaging materials</b></p> <p>a. Percentage of reclaimed products and their packaging materials for each product category.</p> <p>b. How the data for this disclosure have been collected.</p>	<p>Given that pharmaceutical production involves the creation of products that have a high impact on human health, this kind of reuse of products is currently not possible, in accordance with the laws and regulations of the industry itself.</p>																								
GRI 302: Energy																									
<p><b>302-1: Energy consumption within the organization</b> <sup>(v)86</sup></p> <p>a. Total fuel consumption within the organization from non-renewable sources, in joules or multiples, and including fuel types used.</p> <p>b. Total fuel consumption within the organization from renewable sources, in joules or multiples, and including fuel types used.</p> <p>c. In joules, watt-hours or multiples, the total:</p> <p>i. electricity consumption</p> <p>ii. heating consumption</p> <p>iii. cooling consumption</p> <p>iv. steam consumption</p> <p>d. In joules, watt-hours or multiples, the total:</p> <p>i. electricity sold</p> <p>ii. heating sold</p> <p>iii. cooling sold</p> <p>iv. steam sold</p> <p>e. Total energy consumption within the organization, in joules or multiples.</p> <p>f. Standards, methodologies, assumptions, and/or calculation tools used.</p> <p>g. Source of the conversion factors used.</p>	<p>a. /b. /c: The total fuel energy consumption by fuel type of STADA group:</p> <table border="1" style="width: 100%; border-collapse: collapse; text-align: center;"> <thead> <tr> <th style="background-color: #555; color: white;">Per energy type</th> <th style="background-color: #d9ead3;">2020*</th> <th style="background-color: #d9ead3;">2021</th> <th style="background-color: #d9ead3;">2022</th> </tr> </thead> <tbody> <tr> <td>Natural gas / Heating oil [MWh]</td> <td>161,240</td> <td>176,162</td> <td>183,147</td> </tr> <tr> <td>Steam/district heating [MWh]</td> <td>11,406</td> <td>13,728</td> <td>9,455</td> </tr> <tr> <td>Electricity - non-renewable [MWh]</td> <td>139,332</td> <td>119,257</td> <td>107,966</td> </tr> <tr> <td>Electricity - renewable [MWh]</td> <td>0</td> <td>21,668</td> <td>41,668</td> </tr> <tr> <td><b>Total energy consumption [MWh]</b></td> <td><b>311,978</b></td> <td><b>330,814</b></td> <td><b>342,237</b></td> </tr> </tbody> </table> <p><small>* 2020 data was not included, and 2021 energy data breakdown was included in higher aggregation in PwC audit scope of Sustainability Report 2021</small></p> <p>a./b. Total energy consumption from production sites, pure office sites and company cars; c. STADA is collecting energy consumption for fossil sources (incl. purchased steam) which is used mainly for heating purposed and electricity;</p> <p>c iii./iv. No separate energy monitoring for cooling and steam available as consumption is covered either in fossil fuel and/or electricity consumption;</p> <p>d. STADA is not selling energy;</p> <p>f. / g. Energy consumption data is based on meter readings and applicable heating value. Source for conversion factors is GHG Protocol.</p>	Per energy type	2020*	2021	2022	Natural gas / Heating oil [MWh]	161,240	176,162	183,147	Steam/district heating [MWh]	11,406	13,728	9,455	Electricity - non-renewable [MWh]	139,332	119,257	107,966	Electricity - renewable [MWh]	0	21,668	41,668	<b>Total energy consumption [MWh]</b>	<b>311,978</b>	<b>330,814</b>	<b>342,237</b>
Per energy type	2020*	2021	2022																						
Natural gas / Heating oil [MWh]	161,240	176,162	183,147																						
Steam/district heating [MWh]	11,406	13,728	9,455																						
Electricity - non-renewable [MWh]	139,332	119,257	107,966																						
Electricity - renewable [MWh]	0	21,668	41,668																						
<b>Total energy consumption [MWh]</b>	<b>311,978</b>	<b>330,814</b>	<b>342,237</b>																						

<sup>85</sup> Only GRI KPIs marked green in this table are audited by the independent auditor.

<sup>86</sup> Only GRI KPIs marked green in this table are audited by the independent auditor.

DISCLOSURE	REFERENCES												
<p><b>302-2: Energy consumption outside of the organization</b></p> <p>a. Energy consumption outside of the organization, in joules or multiples.</p> <p>b. Standards, methodologies, assumptions, and/or calculation tools used.</p> <p>c. Source of the conversion factors used.</p>	<p>Not applicable as STADA's products are pharmaceutical products and do not consume energy.</p>												
<p><b>302-3: Energy Intensity</b></p> <p>a. Energy intensity ratio for the organization.</p> <p>b. Organization-specific metric (the denominator) chosen to calculate the ratio.</p> <p>c. Types of energy included in the intensity ratio; whether fuel, electricity, heating, cooling, steam, or all.</p> <p>d. Whether the ratio uses energy consumption within the organization, outside of it, or both.</p>	<p>a. The energy intensity ratio of STADA is as followed</p> <table border="1" style="width: 100%; border-collapse: collapse; text-align: center;"> <thead> <tr> <th style="background-color: #555; color: white;"></th> <th style="background-color: #d9ead3;">2020</th> <th style="background-color: #d9ead3;">2021</th> <th style="background-color: #d9ead3;">2022</th> </tr> </thead> <tbody> <tr> <td style="background-color: #d9ead3;">Energy consumption in MWh per 1 mill packs (internal production)*</td> <td>458.1</td> <td>519.3</td> <td>509.3</td> </tr> <tr> <td style="background-color: #d9ead3;">Energy consumption in MWh / k€ Sales</td> <td>0.10</td> <td>0.10</td> <td>0.09</td> </tr> </tbody> </table> <p>b. per 1 mill packs: Energy consumption from STADA Group per 1 mill produced product packages from internal production; per Net revenue: Energy consumption from STADA Group per net revenue of STADA Group, (net revenue resulting from internally and externally produced and sold products)</p> <p>c. energy includes all fuel types as disclosed in GRI 302-1</p> <p>d. energy intensity ratio is based on energy consumption of STADA</p>		2020	2021	2022	Energy consumption in MWh per 1 mill packs (internal production)*	458.1	519.3	509.3	Energy consumption in MWh / k€ Sales	0.10	0.10	0.09
	2020	2021	2022										
Energy consumption in MWh per 1 mill packs (internal production)*	458.1	519.3	509.3										
Energy consumption in MWh / k€ Sales	0.10	0.10	0.09										
<p><b>302-4: Reduction of energy consumption</b></p> <p>a. Amount of reductions in energy consumption achieved as a direct result of conservation and efficiency initiatives, in joules or multiples.</p> <p>b. Types of energy included in the reductions; whether fuel, electricity, heating, cooling, steam, or all.</p> <p>c. Basis for calculating reductions in energy consumption, such as base year or baseline, including the rationale for choosing it.</p> <p>d. Standards, methodologies, assumptions, and/or calculation tools used.</p>	<p>a./b. Data from significant energy efficiency projects are reported and consolidated globally via STADA Energy Efficiency network. By implementing several measures in 2022 an energy reduction of ~ 700,000 kWh/year energy (electricity and fossil fuel) was achieved.</p> <p>c./ d. Energy reduction potential is estimated as part of business case calculation.</p>												
<p><b>302-5: Reductions in energy requirements of products and services</b></p> <p>a. Reductions in energy requirements of sold products and services achieved during the reporting period, in joules or multiples.</p> <p>b. Basis for calculating reductions in energy consumption, such as base year or baseline, including the rationale for choosing it.</p> <p>c. Standards, methodologies, assumptions, and/or calculation tools used.</p>	<p>/ Not relevant for STADA product portfolio</p>												

DISCLOSURE	REFERENCES
<b>GRI 303: Water and Effluents</b>	
<p><b>303-1: Interactions with water as a shared resource</b></p> <p>a. A description of how the organization interacts with water, including how and where water is withdrawn, consumed, and discharged, and the water-related impacts caused or contributed to, or directly linked to the organization's activities, products or services by a business relationship (e.g., impacts caused by runoff);</p> <p>b. A description of the approach used to identify water-related impacts, including the scope of assessments, their timeframe, and any tools or methodologies used;</p> <p>c. A description of how water-related impacts are addressed, including how the organization works with stakeholders to steward water as a shared resource, and how it engages with suppliers or customers with significant water-related impacts;</p> <p>d. An explanation of the process for setting any water-related goals and targets that are part of the organization's management approach, and how they relate to public policy and the local context of each area with water stress.</p>	<p>a. The efficient use of water is essential for STADA. Water is used at STADA's production sites for manufacturing (incl. cleaning) and associated auxiliary processes. Water withdrawn is from third-party supplies (municipal water suppliers) and groundwater wells are operated at our sites at Vrsac and Sabac, Serbia. Global water consumption from our production sites is stable over the years and was ~1,000,000 m<sup>3</sup> in 2022.</p> <p>b. Water from STADA's production sites is discharged as in-direct discharge to public sewer networks and are subject to discharge permit requirements. The impact of STADA on local water stress (scarcity) is assessed annually using the WRI Aqueduct Water Risk Atlas. The site in Miyun (Beijing area, China) is located in an 'extremely high' water stress area and the sites in Uetersen and Bad Vilbel, (Germany) are located in an 'high' water stress area. These sites total water consumption of 51.000 m<sup>3</sup> in 2022 is not expected to a relevant impact on the local basin water stress situation.</p> <p>c) / d) Water consumption is reported quarterly for monthly consumption data and evaluated on site and global level to understand trends and initiate action as required. The regular management business review meetings are used to address relevant water-related impacts and aligning them with stakeholders' requirements and public policies.</p>
<p><b>303-2: Management of water discharge-related impacts</b></p> <p>A description of any minimum standards set for the quality of effluent discharge, and how these minimum standards were determined, including:</p> <p>i. how standards for facilities operating in locations with no local discharge requirements were determined;</p> <p>ii. any internally developed water quality standards or guidelines;</p> <p>iii. any sector-specific standards considered;</p> <p>iv. whether the profile of the receiving waterbody was considered.</p>	<p>i) Wastewater management is part of STADA's site HSE MS standards and processes to meet applicable regulatory requirements. Wastewater is discharged from all sites as in-direct discharge to public sewer networks subject to local discharge permit (incl. physical and chemical threshold parameters as well as monitoring requirements). At some sites we also operate waste-water treatment plants before discharge into the municipal sewer and the subsequent treatment by the urban wastewater treatment plant.</p> <p>ii) Wastewater discharge is subject to permit requirements which define our internal specification and therefore there are no specific internally developed water quality standards or guidelines.</p> <p>iii) STADA started to evaluate the application of the AMR IA Antibiotic Manufacturing Standard and plans to evaluate relevant internal production sites in 2023/2024 accordingly.</p> <p>iv) The profile of the receiving waterbody was not considered by STADA as the discharge is in the municipal sewer (indirect discharge) and is subject to the discharge thresholds specified by the operator of the receiving wastewater treatment plant.</p>

DISCLOSURE	REFERENCES																																																		
<p><b>303-3: Water withdrawal</b></p> <p>a. Total water withdrawal from all areas in megaliters, and a breakdown of this total by the following sources, if applicable:</p> <p>i. Surface water;</p> <p>ii. Groundwater;</p> <p>iii. Seawater;</p> <p>iv. Produced water;</p> <p>v. Third-party water.</p> <p>b. Total water withdrawal from all areas with water stress in megaliters, and a breakdown of this total by the following sources, if applicable:</p> <p>i. Surface water;</p> <p>ii. Groundwater;</p> <p>iii. Seawater;</p> <p>iv. Produced water;</p> <p>v. Third-party water, and a breakdown of this total by the withdrawal sources listed in i-iv.</p> <p>c. A breakdown of total water withdrawal from each of the sources listed in Disclosures 303-3-a and 303-3-b in megaliters by the following categories:</p> <p>i. Freshwater (<math>\leq</math>1,000 mg/L Total Dissolved Solids);</p> <p>ii. Other water (<math>&gt;</math>1,000 mg/L Total Dissolved Solids).</p> <p>d. Any contextual information necessary to understand how the data have been compiled, such as any standards, methodologies, and assumptions used.</p>	<p>a. Water withdrawal of STADA 2021 and 2022 is as followed:</p> <table border="1" style="width: 100%; border-collapse: collapse;"> <thead> <tr> <th style="background-color: #0056b3; color: white;">Water withdrawal</th> <th style="background-color: #0056b3; color: white;">2020</th> <th style="background-color: #0056b3; color: white;">2021</th> <th style="background-color: #0056b3; color: white;">2022</th> </tr> </thead> <tbody> <tr> <td>Surface water (freshwater (&lt; 1,000 mg/L total dissolved solids) [m<sup>3</sup>])</td> <td style="text-align: center;">-</td> <td style="text-align: center;">-</td> <td style="text-align: center;">-</td> </tr> <tr> <td>Seawater [m<sup>3</sup>]</td> <td style="text-align: center;">-</td> <td style="text-align: center;">-</td> <td style="text-align: center;">-</td> </tr> <tr> <td>Produced water (groundwater) [m<sup>3</sup>]</td> <td style="text-align: center;">45,028</td> <td style="text-align: center;">39,796</td> <td style="text-align: center;">39,668</td> </tr> <tr> <td>Third-party water [m<sup>3</sup>]</td> <td style="text-align: center;">909,686</td> <td style="text-align: center;">957,173</td> <td style="text-align: center;">973,141</td> </tr> <tr> <td><b>TOTAL water withdrawal</b></td> <td style="text-align: center;"><b>954,714</b></td> <td style="text-align: center;"><b>996,969</b></td> <td style="text-align: center;"><b>1,012,809</b></td> </tr> </tbody> </table> <p>Water withdrawal from produced water from own groundwater wells has been corrected for 2020 and 2021.</p> <p>b b./c. Information is not fully available as the final source and location of water withdrawal from the municipal supplier is not known. The 2 sites with own groundwater-wells are not located in an area with high water stress.</p> <table border="1" style="width: 100%; border-collapse: collapse;"> <thead> <tr> <th style="background-color: #0056b3; color: white;">Water withdrawal (areas with water stress)</th> <th style="background-color: #0056b3; color: white;">2020</th> <th style="background-color: #0056b3; color: white;">2021</th> <th style="background-color: #0056b3; color: white;">2022</th> </tr> </thead> <tbody> <tr> <td>Surface water (freshwater (&lt; 1,000 mg/L total dissolved solids) [m<sup>3</sup>])</td> <td style="text-align: center;">-</td> <td style="text-align: center;">-</td> <td style="text-align: center;">-</td> </tr> <tr> <td>Seawater [m<sup>3</sup>]</td> <td style="text-align: center;">-</td> <td style="text-align: center;">-</td> <td style="text-align: center;">-</td> </tr> <tr> <td>Produced water (groundwater) [m<sup>3</sup>]</td> <td style="text-align: center;">-</td> <td style="text-align: center;">-</td> <td style="text-align: center;">-</td> </tr> <tr> <td>Third-party water [m<sup>3</sup>]</td> <td style="text-align: center;">39,561</td> <td style="text-align: center;">36,899</td> <td style="text-align: center;">51,539</td> </tr> <tr> <td><b>TOTAL water withdrawal (areas with water stress)</b></td> <td style="text-align: center;"><b>39,561</b></td> <td style="text-align: center;"><b>36,899</b></td> <td style="text-align: center;"><b>51,539</b></td> </tr> </tbody> </table> <p>Assumption: Third-party water consumed by sites located in areas with water stress (high / extremely high) is withdrawn in these areas by the municipal supplier. Data from 2021 has been corrected. Overall water consumption from sites located in areas with elevated water stress was in 2022 ~ 51,000 m<sup>3</sup> which represents ~ 5% of total water withdrawal.</p> <p>d. Data is based on water meter readings</p>			Water withdrawal	2020	2021	2022	Surface water (freshwater (< 1,000 mg/L total dissolved solids) [m <sup>3</sup> ])	-	-	-	Seawater [m <sup>3</sup> ]	-	-	-	Produced water (groundwater) [m <sup>3</sup> ]	45,028	39,796	39,668	Third-party water [m <sup>3</sup> ]	909,686	957,173	973,141	<b>TOTAL water withdrawal</b>	<b>954,714</b>	<b>996,969</b>	<b>1,012,809</b>	Water withdrawal (areas with water stress)	2020	2021	2022	Surface water (freshwater (< 1,000 mg/L total dissolved solids) [m <sup>3</sup> ])	-	-	-	Seawater [m <sup>3</sup> ]	-	-	-	Produced water (groundwater) [m <sup>3</sup> ]	-	-	-	Third-party water [m <sup>3</sup> ]	39,561	36,899	51,539	<b>TOTAL water withdrawal (areas with water stress)</b>	<b>39,561</b>	<b>36,899</b>	<b>51,539</b>
Water withdrawal	2020	2021	2022																																																
Surface water (freshwater (< 1,000 mg/L total dissolved solids) [m <sup>3</sup> ])	-	-	-																																																
Seawater [m <sup>3</sup> ]	-	-	-																																																
Produced water (groundwater) [m <sup>3</sup> ]	45,028	39,796	39,668																																																
Third-party water [m <sup>3</sup> ]	909,686	957,173	973,141																																																
<b>TOTAL water withdrawal</b>	<b>954,714</b>	<b>996,969</b>	<b>1,012,809</b>																																																
Water withdrawal (areas with water stress)	2020	2021	2022																																																
Surface water (freshwater (< 1,000 mg/L total dissolved solids) [m <sup>3</sup> ])	-	-	-																																																
Seawater [m <sup>3</sup> ]	-	-	-																																																
Produced water (groundwater) [m <sup>3</sup> ]	-	-	-																																																
Third-party water [m <sup>3</sup> ]	39,561	36,899	51,539																																																
<b>TOTAL water withdrawal (areas with water stress)</b>	<b>39,561</b>	<b>36,899</b>	<b>51,539</b>																																																



DISCLOSURE	REFERENCES																																																
<p><b>303-4 Water discharge</b></p> <p>a. Total water discharge to all areas in megaliters, and a breakdown of this total by the following types of destination, if applicable:</p> <ul style="list-style-type: none"> <li>i. Surface water;</li> <li>ii. Groundwater;</li> <li>iii. Seawater;</li> <li>iv. Third-party water, and the volume of this total sent for use to other organizations, if applicable.</li> </ul> <p>b. A breakdown of total water discharge to all areas in megaliters by the following categories:</p> <ul style="list-style-type: none"> <li>i. Freshwater (<math>\leq 1,000</math> mg/L Total Dissolved Solids);</li> <li>ii. Other water (<math>&gt; 1,000</math> mg/L Total Dissolved Solids).</li> </ul> <p>c. Total water discharge to all areas with water stress in megaliters, and a breakdown of this total by the following categories:</p> <ul style="list-style-type: none"> <li>i. Freshwater (<math>\leq 1,000</math> mg/L Total Dissolved Solids);</li> <li>ii. Other water (<math>&gt; 1,000</math> mg/L Total Dissolved Solids).</li> </ul> <p>d. Priority substances of concern for which discharges are treated, including:</p> <ul style="list-style-type: none"> <li>i. how priority substances of concern were defined, and any international standard, authoritative list, or criteria used;</li> <li>ii. the approach for setting discharge limits for priority substances of concern;</li> <li>iii. number of incidents of non-compliance with discharge limits.</li> </ul> <p>e. Any contextual information necessary to understand how the data have been compiled, such as any standards, methodologies, and assumptions used.</p>	<p>a. Water of STADA production sites is discharged into municipal sewer and a constant measurement of discharge quantities is not required at most sites. Reported water discharge therefore is based on water intake used for production, sanitary and auxiliary processes. The amount of collected stormwater runoff discharged into municipal sewer; not collected rainwater runoff (e.g. from roof areas) penetrated into the surface ground or water input into products is not monitored and considered in reported data.</p> <p>Water discharge to all areas 2021 and 2022:</p> <table border="1" style="width: 100%; border-collapse: collapse;"> <thead> <tr> <th></th> <th style="background-color: #0056b3; color: white;">2020</th> <th style="background-color: #0056b3; color: white;">2021</th> <th style="background-color: #0056b3; color: white;">2022</th> </tr> </thead> <tbody> <tr> <td>Surface water [m<sup>3</sup>]</td> <td style="text-align: center;">-</td> <td style="text-align: center;">-</td> <td style="text-align: center;">-</td> </tr> <tr> <td>Seawater [m<sup>3</sup>]</td> <td style="text-align: center;">-</td> <td style="text-align: center;">-</td> <td style="text-align: center;">-</td> </tr> <tr> <td>Third-party water (total) [m<sup>3</sup>]</td> <td style="text-align: center;">954,714</td> <td style="text-align: center;">996,969</td> <td style="text-align: center;">1,012,809</td> </tr> <tr> <td>Third-party water (sent for use to other organisations) [m<sup>3</sup>]</td> <td style="text-align: center;">-</td> <td style="text-align: center;">-</td> <td style="text-align: center;">-</td> </tr> <tr> <td><b>TOTAL</b></td> <td style="text-align: center;"><b>954,714</b></td> <td style="text-align: center;"><b>996,969</b></td> <td style="text-align: center;"><b>1,012,809</b></td> </tr> </tbody> </table> <p>b. Water discharge to areas with water stress 2021 and 2022:</p> <table border="1" style="width: 100%; border-collapse: collapse;"> <thead> <tr> <th></th> <th style="background-color: #0056b3; color: white;">2020</th> <th style="background-color: #0056b3; color: white;">2021</th> <th style="background-color: #0056b3; color: white;">2022</th> </tr> </thead> <tbody> <tr> <td>Surface water [m<sup>3</sup>]</td> <td style="text-align: center;">-</td> <td style="text-align: center;">-</td> <td style="text-align: center;">-</td> </tr> <tr> <td>Seawater [m<sup>3</sup>]</td> <td style="text-align: center;">-</td> <td style="text-align: center;">-</td> <td style="text-align: center;">-</td> </tr> <tr> <td>Third-party water (total) [m<sup>3</sup>]</td> <td style="text-align: center;">39,561</td> <td style="text-align: center;">36,899</td> <td style="text-align: center;">51,539</td> </tr> <tr> <td>Third-party water (sent for use to other organisations) [m<sup>3</sup>]</td> <td style="text-align: center;">-</td> <td style="text-align: center;">-</td> <td style="text-align: center;">-</td> </tr> <tr> <td><b>TOTAL</b></td> <td style="text-align: center;"><b>39,561</b></td> <td style="text-align: center;"><b>36,899</b></td> <td style="text-align: center;"><b>51,539</b></td> </tr> </tbody> </table> <p>Assumption: Third-party water is discharged by municipality in the areas where our sites (located in areas with water stress (high / extremely high)) are located.</p> <p>d: i., ii.: Discharge limits are defined by the local authority as part of our indirect-discharge permits; iii: Discharge incident at Huddersfield, UK sites resulting to release of fire foam concentrate in the course of sprinler system technical upgrade. No fines or prosecutions were applied, the foam was biodegradable and there was no significant adverse impact on the local environment.</p> <p>e. /</p>		2020	2021	2022	Surface water [m <sup>3</sup> ]	-	-	-	Seawater [m <sup>3</sup> ]	-	-	-	Third-party water (total) [m <sup>3</sup> ]	954,714	996,969	1,012,809	Third-party water (sent for use to other organisations) [m <sup>3</sup> ]	-	-	-	<b>TOTAL</b>	<b>954,714</b>	<b>996,969</b>	<b>1,012,809</b>		2020	2021	2022	Surface water [m <sup>3</sup> ]	-	-	-	Seawater [m <sup>3</sup> ]	-	-	-	Third-party water (total) [m <sup>3</sup> ]	39,561	36,899	51,539	Third-party water (sent for use to other organisations) [m <sup>3</sup> ]	-	-	-	<b>TOTAL</b>	<b>39,561</b>	<b>36,899</b>	<b>51,539</b>
	2020	2021	2022																																														
Surface water [m <sup>3</sup> ]	-	-	-																																														
Seawater [m <sup>3</sup> ]	-	-	-																																														
Third-party water (total) [m <sup>3</sup> ]	954,714	996,969	1,012,809																																														
Third-party water (sent for use to other organisations) [m <sup>3</sup> ]	-	-	-																																														
<b>TOTAL</b>	<b>954,714</b>	<b>996,969</b>	<b>1,012,809</b>																																														
	2020	2021	2022																																														
Surface water [m <sup>3</sup> ]	-	-	-																																														
Seawater [m <sup>3</sup> ]	-	-	-																																														
Third-party water (total) [m <sup>3</sup> ]	39,561	36,899	51,539																																														
Third-party water (sent for use to other organisations) [m <sup>3</sup> ]	-	-	-																																														
<b>TOTAL</b>	<b>39,561</b>	<b>36,899</b>	<b>51,539</b>																																														

DISCLOSURE	REFERENCES
<p><b>303-5 Water consumption</b></p> <p>a. Total water consumption from all areas in megaliters;</p> <p>b. Total water consumption from all areas with water stress in megaliters;</p> <p>c. Change in water storage in megaliters, if water storage has been identified as having a significant water-related impact;</p> <p>d. Any contextual information necessary to understand how the data have been compiled, such as any standards, methodologies, and assumptions used, including whether the information is calculated, estimated, modeled, or sourced from direct measurements, and the approach taken for this, such as the use of any sector-specific factors.</p>	<p>Please check GRI 303-3 in which STADA discloses its 'water withdrawal' data which is considered as water intake at its production sites. As the company is not legally obliged to continuously measure its water discharge volumes (see GRI 303.4), STADA considers quantity of water discharge = water withdrawal. With this approach, its 'water consumption' according to GRI guidance is zero.</p> <p>Information regarding STADA's impact on water bodies is disclosed in GRI 303-3.</p>
GRI 304: Biodiversity	
<p><b>304-1: Operational sites owned, leased, managed in, or adjacent to, protected areas and areas of high biodiversity value outside protected areas</b></p> <p>For each operational site owned, leased, managed in, or adjacent to, protected areas and areas of high biodiversity value outside protected areas, the following information:</p> <ul style="list-style-type: none"> <li>i. Geographic location;</li> <li>ii. Subsurface and underground land that may be owned, leased, or managed by the organization;</li> <li>iii. Position in relation to the protected area (in the area, adjacent to, or containing portions of the protected area) or the high biodiversity value area outside protected areas;</li> <li>iv. Type of operation (office, manufacturing or production, or extractive);</li> <li>v. Size of operational site in km<sup>2</sup> (or another unit, if appropriate);</li> <li>vi. Biodiversity value characterized by the attribute of the protected area or area of high biodiversity value outside the protected area (terrestrial, freshwater, or maritime ecosystem);</li> <li>vii. Biodiversity value characterized by listing of protected status (such as IUCN Protected Area Management Categories, Ramsar Convention, national legislation).</li> </ul>	<p>Based on internal evaluation (e.g. using EEA GIS Map application) none of STADA production sites is located in or adjacent to protected areas and areas of high biodiversity value outside protected areas.</p>

DISCLOSURE	REFERENCES
<p><b>304-2: Significant impacts of activities, products, and services on biodiversity</b></p> <p>a. Nature of significant direct and indirect impacts on biodiversity with reference to one or more of the following:</p> <ul style="list-style-type: none"> <li>i. Construction or use of manufacturing plants, mines, and transport infrastructure;</li> <li>ii. Pollution (introduction of substances that do not naturally occur in the habitat from point and non-point sources);</li> <li>iii. Introduction of invasive species, pests, and pathogens;</li> <li>iv. Reduction of species;</li> <li>v. Habitat conversion;</li> <li>vi. Changes in ecological processes outside the natural range of variation (such as salinity or changes in groundwater level).</li> </ul> <p>b. Significant direct and indirect positive and negative impacts with reference to the following:</p> <ul style="list-style-type: none"> <li>i. Species affected;</li> <li>ii. Extent of areas impacted;</li> <li>iii. Duration of impacts;</li> <li>iv. Reversibility or irreversibility of the impacts.</li> </ul>	<p>STADA's business operations do not exert a significant negative impact on the environment or biodiversity surrounding its manufacturing plants or on the business premises of the company in which its core activity is carried out. In that regard, there are no protected habitats, areas of high biodiversity value outside protected areas or endangered animal and plant species under special protection at the sites at which STADA operates.</p>
<p><b>304-3 Habitats protected or restored</b></p> <p>a. Size and location of all habitat areas protected or restored, and whether the success of the restoration measure was or is approved by independent external professionals.</p> <p>b. Whether partnerships exist with third parties to protect or restore habitat areas distinct from where the organization has overseen and implemented restoration or protection measures.</p> <p>c. Status of each area based on its condition at the close of the reporting period.</p> <p>d. Standards, methodologies, and assumptions used.</p>	
<p><b>304-3: IUCN Red List species and national conservation list species with habitats in areas affected by operations</b></p> <p>Total number of IUCN Red List species and national conservation list species with habitats in areas affected by the operations of the organization, by level of extinction risk:</p> <ul style="list-style-type: none"> <li>i. Critically endangered</li> <li>ii. Endangered</li> <li>iii. Vulnerable</li> <li>iv. Near threatened</li> <li>v. Least concern</li> </ul>	<p>There are no IUCN Red List species and national conservation list species with habitats in areas affected by STADA's operations.</p>

DISCLOSURE	REFERENCES																								
<b>GRI 305: Emissions</b>																									
<p><b>305-1 Direct (Scope 1) GHG emissions</b> <sup>(v)87</sup></p> <p>a. Gross direct (Scope 1) GHG emissions in metric tons of CO2 equivalent;</p> <p>b. Gases included in the calculation; whether CO2, CH4, N2O, HFCs, PFCs, SF6, NF3, or all;</p> <p>c. Biogenic CO2 emissions in metric tons of CO2 equivalent;</p> <p>d. Base year for the calculation, if applicable, including:</p> <ul style="list-style-type: none"> <li>i. the rationale for choosing it;</li> <li>ii. emissions in the base year;</li> <li>iii. the context for any significant changes in emissions that triggered recalculations of base year emissions.</li> </ul> <p>e. Source of the emission factors and the global warming potential (GWP) rates used, or a reference to the GWP source;</p> <p>f. Consolidation approach for emissions; whether equity share, financial control, or operational control;</p> <p>g. Standards, methodologies, assumptions, and/or calculation tools used.</p>	<p>a. The scope 1 and 2 GHG emissions STADA from baseline 2020 to 2022 are as followed:</p> <table border="1"> <thead> <tr> <th>GHG Emissions</th> <th>2020</th> <th>2021</th> <th>2022</th> </tr> </thead> <tbody> <tr> <td>Scope 1 [tons CO2e]</td> <td>38,202</td> <td>38,116</td> <td>42,433</td> </tr> <tr> <td>Scope 2 [tons CO2e]</td> <td>93,417</td> <td>76,665</td> <td>67,521</td> </tr> <tr> <td><b>Total GHG emissions (Scope 1 + 2)</b></td> <td><b>131,619</b></td> <td><b>114,781</b></td> <td><b>109,954</b></td> </tr> </tbody> </table> <table border="1"> <thead> <tr> <th>Scope 1 and 2 GHG emissions cumulative change from baseline 2020 [%]</th> <th>2020</th> <th>2021</th> <th>2022</th> </tr> </thead> <tbody> <tr> <td></td> <td>-</td> <td>-12.8%</td> <td>-16.5%</td> </tr> </tbody> </table> <p>STADA has committed in 2021 reducing its Scope 1 &amp; 2 emission based on the 1.5°C global warming target and has set the goal reducing its own absolute greenhouse gas emissions (scope 1 and 2) by -42%. Over the last 2 years we have overachieved an absolute GHG emission reduction of -16.5% overcompensating to growth of the company</p>	GHG Emissions	2020	2021	2022	Scope 1 [tons CO2e]	38,202	38,116	42,433	Scope 2 [tons CO2e]	93,417	76,665	67,521	<b>Total GHG emissions (Scope 1 + 2)</b>	<b>131,619</b>	<b>114,781</b>	<b>109,954</b>	Scope 1 and 2 GHG emissions cumulative change from baseline 2020 [%]	2020	2021	2022		-	-12.8%	-16.5%
GHG Emissions	2020	2021	2022																						
Scope 1 [tons CO2e]	38,202	38,116	42,433																						
Scope 2 [tons CO2e]	93,417	76,665	67,521																						
<b>Total GHG emissions (Scope 1 + 2)</b>	<b>131,619</b>	<b>114,781</b>	<b>109,954</b>																						
Scope 1 and 2 GHG emissions cumulative change from baseline 2020 [%]	2020	2021	2022																						
	-	-12.8%	-16.5%																						
<p><b>305-2 Indirect (Scope 2) GHG emissions</b> <sup>(v)88</sup></p> <p>a. Gross location-based energy indirect (Scope 2) GHG emissions in metric tons of CO2 equivalent;</p> <p>b. If applicable, gross market-based energy indirect (Scope 2) GHG emissions in metric tons of CO2 equivalent;</p> <p>c. If available, the gases included in the calculation; whether CO2, CH4, N2O, HFCs, PFCs, SF6, NF3, or all;</p> <p>d. Base year for the calculation, if applicable, including:</p> <ul style="list-style-type: none"> <li>i. the rationale for choosing it;</li> <li>ii. emissions in the base year;</li> <li>iii. the context for any significant changes in emissions that triggered recalculations of base year emissions.</li> </ul> <p>e. Source of the emission factors and the global warming potential (GWP) rates used, or a reference to the GWP source;</p> <p>f. Consolidation approach for emissions; whether equity share, financial control, or operational control;</p> <p>g. Standards, methodologies, assumptions, and/or calculation tools used.</p>	<p>b) CO<sub>2</sub> gases included from fossil fuel consumption</p> <p>c) Not applicable because no direct biogenic CO<sub>2</sub> emissions present</p> <p>d) Base year is 2020</p> <p>e) Sources are GHG Protocol, IEA data or country/supplier specific data</p> <p>f) Consolidation approach based on 'operational control'</p> <p>g) GHG protocol as underlying standard; assumptions/estimates applied in case measured data not available (e.g. GHG emissions resulting from average company car fuel consumption and mileage; energy consumption from offices when measured data not available)</p>																								

<sup>87</sup> Only GRI KPIs marked green in this table are audited by the independent auditor.

<sup>88</sup> Only GRI KPIs marked green in this table are audited by the independent auditor.

DISCLOSURE	REFERENCES												
<p><b>305-3 Other indirect (Scope 3) GHG emissions</b></p> <p>a. Gross other indirect (Scope 3) GHG emissions in metric tons of CO<sub>2</sub> equivalent;</p> <p>b. If available, the gases included in the calculation; whether CO<sub>2</sub>, CH<sub>4</sub>, N<sub>2</sub>O, HFCs, PFCs, SF<sub>6</sub>, NF<sub>3</sub>, or all;</p> <p>c. Biogenic CO<sub>2</sub> emissions in metric tons of CO<sub>2</sub> equivalent;</p> <p>d. Other indirect (Scope 3) GHG emissions categories and activities included in the calculation;</p> <p>e. Base year for the calculation, if applicable, including:</p> <ol style="list-style-type: none"> <li>the rationale for choosing it;</li> <li>emissions in the base year;</li> <li>the context for any significant changes in emissions that triggered recalculations of base year emissions.</li> </ol> <p>f. Source of the emission factors and the global warming potential (GWP) rates used, or a reference to the GWP source;</p> <p>g. Consolidation approach for emissions; whether equity share, financial control, or operational control;</p> <p>h. Standards, methodologies, assumptions, and/or calculation tools used.</p>	<p>Scope 3 emissions data are not available. STADA has started in 2023 the internal project to evaluate its scope 3 emissions and is planning to report data in our next Sustainability Report.</p>												
<p><b>305-4 GHG emissions intensity</b></p> <p>a. GHG emissions intensity ratio for the organization;</p> <p>b. Organization-specific metric (the denominator) chosen to calculate the ratio;</p> <p>c. Types of GHG emissions included in the intensity ratio; whether direct (Scope 1), energy indirect (Scope 2), and/or other indirect (Scope 3);</p> <p>d. Gases included in the calculation; whether CO<sub>2</sub>, CH<sub>4</sub>, N<sub>2</sub>O, HFCs, PFCs, SF<sub>6</sub>, NF<sub>3</sub>, or all.</p>	<p>The STADA GHG emissions intensity (scope 1 and 2) is as followed:</p> <table border="1"> <thead> <tr> <th>GHG EMISSIONS (SCOPE 1&amp;2)</th> <th>2020</th> <th>2021</th> <th>2022</th> </tr> </thead> <tbody> <tr> <td>T CO<sub>2</sub>/mill packs</td> <td>193.3</td> <td>180.2</td> <td>163.6</td> </tr> <tr> <td>Tons CO<sub>2</sub> / k€ Sales</td> <td>0.044</td> <td>0.035</td> <td>0.029</td> </tr> </tbody> </table> <p>c. Includes scope 1 and scope 2 GHG emissions</p>	GHG EMISSIONS (SCOPE 1&2)	2020	2021	2022	T CO <sub>2</sub> /mill packs	193.3	180.2	163.6	Tons CO <sub>2</sub> / k€ Sales	0.044	0.035	0.029
GHG EMISSIONS (SCOPE 1&2)	2020	2021	2022										
T CO <sub>2</sub> /mill packs	193.3	180.2	163.6										
Tons CO <sub>2</sub> / k€ Sales	0.044	0.035	0.029										
<p><b>305-5 Reduction of GHG emissions</b></p> <p>a. GHG emissions reduced as a direct result of reduction initiatives, in metric tons of CO<sub>2</sub> equivalent;</p> <p>b. Gases included in the calculation; whether CO<sub>2</sub>, CH<sub>4</sub>, N<sub>2</sub>O, HFCs, PFCs, SF<sub>6</sub>, NF<sub>3</sub>, or all;</p> <p>c. Base year or baseline, including the rationale for choosing it;</p> <p>d. Scopes in which reductions took place; whether direct (Scope 1), energy indirect (Scope 2), and/or other indirect (Scope 3);</p> <p>e. Standards, methodologies, assumptions, and/or calculation tools used.</p>	<p>The reduction of STADA's scope 1 and 2 GHG emissions from baseline 2020 to 2022 are as followed:</p> <table border="1"> <thead> <tr> <th>GHG EMISSIONS</th> <th>2020 - 2021</th> <th>2020 - 2022</th> </tr> </thead> <tbody> <tr> <td>Scope 1 and 2 GHG emissions cumulative change from baseline 2020 [%]</td> <td>-12.8%</td> <td>-16.5%</td> </tr> </tbody> </table> <p>STADA has committed in 2021 reducing its Scope 1 &amp; 2 emission based on the 1.5°C global warming target and has set the goal reducing its own absolute greenhouse gas emissions (scope 1 and 2) by -42 % (2020 - 2030). Over the last 2 years we have overachieved an absolute GHG emission reduction of -16.5% overcompensating to growth of the company.</p> <p>b) CO<sub>2</sub> gases included from fossil fuel consumption; HFCs  c) Base year is 2020 when STADA defined its GHG reduction target  d) Scope 1 and 2  g) GHG protocol as underlying standard; assumptions/estimates applied in case measured data not available (e.g. GHG emissions resulting from average company car fuel consumption and mileage; energy consumption from offices when measured data not available)</p>	GHG EMISSIONS	2020 - 2021	2020 - 2022	Scope 1 and 2 GHG emissions cumulative change from baseline 2020 [%]	-12.8%	-16.5%						
GHG EMISSIONS	2020 - 2021	2020 - 2022											
Scope 1 and 2 GHG emissions cumulative change from baseline 2020 [%]	-12.8%	-16.5%											

DISCLOSURE	REFERENCES
<p><b>305-5 Emissions of ozone-depleting substances (ODS)</b></p> <p>a. Production, imports, and exports of ODS in metric tons of CFC-11 (trichlorofluoromethane) equivalent;</p> <p>b. Substances included in the calculation;</p> <p>c. Source of the emission factors used;</p> <p>d. Standards, methodologies, assumptions, and/or calculation tools used.</p>	<p>STADA is not involved in production of ODS but is using ODS in its cooling units which are mainly required for HVAC, cooling of production equipment and offices. Equipment is subject to regular inspection as legally required. ODS losses are reported and included in GHG reporting.</p>
<p><b>305-6 Nitrogen oxides (NOx), sulfur oxides (SOx), and other significant air emissions</b></p> <p>a. Significant air emissions, in kilograms or multiples, for each of the following:</p> <ol style="list-style-type: none"> <li>NOx</li> <li>SOx</li> <li>Persistent organic pollutants (POP)</li> <li>Volatile organic compounds (VOC)</li> <li>Hazardous air pollutants (HAP)</li> <li>Particulate matter (PM)</li> <li>Other standard categories of air emissions identified in relevant regulations</li> </ol> <p>b. Source of the emission factors used;</p> <p>c. Standards, methodologies, assumptions, and/or calculation tools used.</p>	<p>STADA is NOx, SOx and other air pollutants by the combustion of natural gas which is our main fossil fuel used. Sites are subject to regular emission monitoring following applicable concentration thresholds. Absolut air emissions in kilograms are therefore not tracked and available.</p>
<b>GRI 306: Waste</b>	
<p><b>306-1: Waste generation and significant waste-related impacts <sup>(*)89</sup></b></p> <p>For the organization's significant actual and potential waste-related impacts, a description of:</p> <ol style="list-style-type: none"> <li>the inputs, activities, and outputs that lead or could lead to these impacts;</li> <li>whether these impacts relate to waste generated in the organization's own activities or to waste generated upstream or downstream in its value chain.</li> </ol>	<ol style="list-style-type: none"> <li>Waste originates from production (main inputs are raw materials, packaging material) and office activities. Waste streams are segregated for recycling or disposal based on local regulatory requirements and local market options for recycling. Outputs include mainly plastic, paper / cardboard, general waste, laboratory waste and others;</li> <li>Data regarding waste generation refers to STADA's own activities</li> </ol>
<p><b>306-2 Management of significant waste-related impacts</b></p> <p>a. Actions, including circularity measures, taken to prevent waste generation in the organization's own activities and upstream and downstream in its value chain, and to manage significant impacts from waste generated;</p> <p>b. If the waste generated by the organization in its own activities is managed by a third party, a description of the processes used to determine whether the third party manages the waste in line with contractual or legislative obligations;</p> <p>c. The processes used to collect and monitor waste-related data.</p>	<p>a. Waste management is an integral part of STADA sites' environmental management processes, programs and targets. Waste management is based on the principle to continuously reduce and avoid waste, to increase the ratio between recycling and landfilling and finally to ensure an environmentally safe and compliant disposal via certified waste management companies;</p> <p>b. Waste is further handled by third party waste management companies which are subject to internal control processes (e.g., certified waste management companies; site visits);</p> <p>c. Waste is segregated and collected on-site following defined internal processes. Waste data is monitored by dedicated personnel (e.g., waste records) and recorded for local purposes and reported to global function.</p>

<sup>89</sup> Only GRI KPIs marked green in this table are audited by the independent auditor.

DISCLOSURE	REFERENCES																								
<p><b>306-3 Waste generated</b></p> <p>a. Total weight of waste generated in metric tons, and a breakdown of this total by composition of the waste;</p> <p>b. Contextual information necessary to understand the data and how the data has been compiled.</p>	<p>306.3 a; 306.4; 306.5</p> <table border="1"> <thead> <tr> <th style="background-color: #0056b3; color: white;">Waste generated*</th> <th style="background-color: #0056b3; color: white;">2020</th> <th style="background-color: #0056b3; color: white;">2021</th> <th style="background-color: #0056b3; color: white;">2022</th> </tr> </thead> <tbody> <tr> <td>Hazardous waste – diverted from disposal [tons]**</td> <td>0</td> <td>0</td> <td>0</td> </tr> <tr> <td>Hazardous waste – directed to disposal [tons]</td> <td>1,119</td> <td>1,097</td> <td>1,047</td> </tr> <tr> <td>Incineration with energy recovery</td> <td>700</td> <td>651</td> <td>900</td> </tr> <tr> <td>Incineration without energy recovery or send to landfill</td> <td>419</td> <td>446</td> <td>147</td> </tr> <tr> <td><b>Total hazardous waste generated [tons]</b></td> <td><b>1,119</b></td> <td><b>1,097</b></td> <td><b>1,047</b></td> </tr> </tbody> </table>	Waste generated*	2020	2021	2022	Hazardous waste – diverted from disposal [tons]**	0	0	0	Hazardous waste – directed to disposal [tons]	1,119	1,097	1,047	Incineration with energy recovery	700	651	900	Incineration without energy recovery or send to landfill	419	446	147	<b>Total hazardous waste generated [tons]</b>	<b>1,119</b>	<b>1,097</b>	<b>1,047</b>
Waste generated*	2020	2021	2022																						
Hazardous waste – diverted from disposal [tons]**	0	0	0																						
Hazardous waste – directed to disposal [tons]	1,119	1,097	1,047																						
Incineration with energy recovery	700	651	900																						
Incineration without energy recovery or send to landfill	419	446	147																						
<b>Total hazardous waste generated [tons]</b>	<b>1,119</b>	<b>1,097</b>	<b>1,047</b>																						
<p><b>306-4 Waste diverted from disposal</b></p> <p>a. Total weight of waste diverted from disposal in metric tons, and a breakdown of this total by composition of the waste;</p> <p>b. Total weight of hazardous waste diverted from disposal in metric tons, and a breakdown of this total by the following recovery operations:</p> <ul style="list-style-type: none"> <li>i. Preparation for reuse;</li> <li>ii. Recycling;</li> <li>iii. Other recovery operations.</li> </ul> <p>c. Total weight of non-hazardous waste diverted from disposal in metric tons, and a breakdown of this total by the following recovery operations:</p> <ul style="list-style-type: none"> <li>i. Preparation for reuse;</li> <li>ii. Recycling;</li> <li>iii. Other recovery operations.</li> </ul> <p>d. For each recovery operation listed in Disclosures 306-4-b and 306-4-c, a breakdown of the total weight in metric tons of hazardous waste and of non-hazardous waste diverted from disposal:</p> <ul style="list-style-type: none"> <li>i. onsite;</li> <li>ii. offsite.</li> </ul> <p>e. Contextual information necessary to understand the data and how the data has been compiled.</p>	<table border="1"> <tbody> <tr> <td>Non-hazardous waste – diverted from disposal [tons]**</td> <td>2,415</td> <td>2,998</td> <td>3,439</td> </tr> <tr> <td>Non-hazardous waste – directed to disposal [tons]**</td> <td>1,015</td> <td>1,364</td> <td>952</td> </tr> <tr> <td><b>Total non-hazardous waste generated [tons]</b></td> <td><b>3,430</b></td> <td><b>4,362</b></td> <td><b>4,391</b></td> </tr> <tr> <td><b>Total waste generated [tons]</b></td> <td><b>4,549</b></td> <td><b>5,459</b></td> <td><b>5,438</b></td> </tr> </tbody> </table> <p>* Data split and reporting has been adjusted for 2020 and 2021 data reflecting the GRI guidance; waste quantities 2021 corrected. ** Breakdown by disposal operation not available.</p>	Non-hazardous waste – diverted from disposal [tons]**	2,415	2,998	3,439	Non-hazardous waste – directed to disposal [tons]**	1,015	1,364	952	<b>Total non-hazardous waste generated [tons]</b>	<b>3,430</b>	<b>4,362</b>	<b>4,391</b>	<b>Total waste generated [tons]</b>	<b>4,549</b>	<b>5,459</b>	<b>5,438</b>								
Non-hazardous waste – diverted from disposal [tons]**	2,415	2,998	3,439																						
Non-hazardous waste – directed to disposal [tons]**	1,015	1,364	952																						
<b>Total non-hazardous waste generated [tons]</b>	<b>3,430</b>	<b>4,362</b>	<b>4,391</b>																						
<b>Total waste generated [tons]</b>	<b>4,549</b>	<b>5,459</b>	<b>5,438</b>																						
<p><b>306-5 Waste directed to disposal</b></p> <p>a. Total weight of waste directed to disposal in metric tons, and a breakdown of this total by composition of the waste;</p> <p>b. Total weight of hazardous waste directed to disposal in metric tons, and a breakdown of this total by the following disposal operations:</p> <ul style="list-style-type: none"> <li>i. Incineration (with energy recovery);</li> <li>ii. Incineration (without energy recovery);</li> <li>iii. Landfilling;</li> <li>iv. Other disposal operations.</li> </ul> <p>c. Total weight of non-hazardous waste directed to disposal in metric tons, and a breakdown of this total by the following disposal operations:</p> <ul style="list-style-type: none"> <li>i. Incineration (with energy recovery);</li> <li>ii. Incineration (without energy recovery);</li> <li>iii. Landfilling;</li> <li>iv. Other disposal operations.</li> </ul> <p>d. For each disposal operation listed in Disclosures 306-5-b and 306-5-c, a breakdown of the total weight in metric tons of hazardous waste and of non-hazardous waste directed to disposal:</p> <ul style="list-style-type: none"> <li>i. onsite;</li> <li>ii. offsite.</li> </ul> <p>e. Contextual information necessary to understand the data and how the data has been compiled.</p>	<p>306-3 b: Reported waste generated includes waste from STADA production sites. Waste generated from stand-alone office locations is not included. Waste data is reported and consolidated at site level according to applicable legal requirements and reported and consolidated at global level.</p> <p>306-4 b/c: Breakdown by recovery operation not available d) No waste recovery is executed on-site e) Waste data is reported and consolidated at site level according to applicable legal requirements and reported and consolidated at global level.</p> <p>306-5 b ii./iii.: Data split not available as internal reporting does not differentiate accordingly c) Breakdown by recovery operation not available d) No waste disposal is executed on-site e) Waste data is reported and consolidated at site level according to applicable legal requirements and reported and consolidated at global level.</p>																								

DISCLOSURE	REFERENCES																									
<b>GRI 308: Supplier Environmental Assessment</b>																										
<p><b>308-1: New suppliers that were screened using environmental criteria</b></p> <p>Percentage of new suppliers that were screened using environmental criteria.</p>	<p>In 2022, STADA has started to set-up its Responsible Procurement program (RP program) and decided to partner with EcoVadis to evaluate the ESG risk and performance of its suppliers. STADA's RP program is headed by our Global Procurement function and executed by a cross-functional steering and project team including members from Global HSE, Legal and Supply Chain has been established.</p> <p>Starting 2023, STADA has defined its critical supplier categories and is currently in the process to evaluate them using EcoVadis. By July 30th, 2023, 406 suppliers have already been assessed in EcoVadis for environmental and social criteria.</p>																									
<p><b>308-2: Negative environmental impacts in the supply chain and actions taken</b></p> <p>a. Number of suppliers assessed for environmental impacts;</p> <p>b. Number of suppliers identified as having significant actual and potential negative environmental impacts;</p> <p>c. Significant actual and potential negative environmental impacts identified in the supply chain;</p> <p>d. Percentage of suppliers identified as having significant actual and potential negative environmental impacts with which improvements were agreed upon as a result of assessment;</p> <p>e. Percentage of suppliers identified as having significant actual and potential negative environmental impacts with which relationships were terminated as a result of assessment, and why.</p>	<p>In 2022, STADA has started to set-up its Responsible Procurement program (RP program) and decided to partner with EcoVadis to evaluate the ESG risk and performance of its suppliers. STADA's RP program is headed by our Global Procurement function and executed by a cross-functional steering and project team including members from Global HSE, Legal and Supply Chain has been established.</p> <p>Starting 2023, STADA has defined its critical supplier categories and is currently in the process to evaluate them using EcoVadis. By July 30th, 2023, 406 suppliers have already been assessed in EcoVadis for environmental and social criteria.</p> <p>No significant negative environmental impacts in the supply chain were recorded to STADA's knowledge in 2022.</p>																									
<b>GRI 401: Employment 2016</b>																										
<p><b>401-1 New employee hires and employee turnover <sup>(90)</sup></b></p> <p>a. Total number and rate of new employee hires during the reporting period, by age group, gender and region.</p> <p>b. Total number and rate of employee turnover during the reporting period, by age group, gender and region.</p>	<p>a. STADA offers its employees both performance-oriented as well as demand and market-oriented compensation. Employee fluctuation in 2022:</p> <table border="1"> <thead> <tr> <th style="background-color: #0056b3; color: white;">03/2022</th> <th style="background-color: #0056b3; color: white;">06/2022</th> <th style="background-color: #0056b3; color: white;">09/2022</th> <th style="background-color: #0056b3; color: white;">12/2022</th> <th style="background-color: #0056b3; color: white;">Avg HC 2022</th> </tr> </thead> <tbody> <tr> <td>13,631</td> <td>13,722</td> <td>13,879</td> <td>13,967</td> <td>13,800</td> </tr> <tr> <td colspan="4" style="text-align: center;"><b>Total Hires in 2022</b></td> <td style="text-align: center;"><b>2,588</b></td> </tr> <tr> <td colspan="4" style="text-align: center;"><b>Total Leavers in 2022</b></td> <td style="text-align: center;"><b>2,026</b></td> </tr> <tr> <td colspan="4" style="text-align: center;"><b>Fluctuation in 2022</b></td> <td style="text-align: center;"><b>14.7% (15.1% in 2021)</b></td> </tr> </tbody> </table> <p>New hires split by gender: F: 1,470; M: 1,117; O: 1 (total: 2,588) Data collection on age group and region, considering new employee hires, is established on the Group level, while the reporting on such data is not established yet.</p> <p>b. Data collection on age group, gender and region, considering turnover, is established on the Group level, while the reporting on such data is not established yet.</p>	03/2022	06/2022	09/2022	12/2022	Avg HC 2022	13,631	13,722	13,879	13,967	13,800	<b>Total Hires in 2022</b>				<b>2,588</b>	<b>Total Leavers in 2022</b>				<b>2,026</b>	<b>Fluctuation in 2022</b>				<b>14.7% (15.1% in 2021)</b>
03/2022	06/2022	09/2022	12/2022	Avg HC 2022																						
13,631	13,722	13,879	13,967	13,800																						
<b>Total Hires in 2022</b>				<b>2,588</b>																						
<b>Total Leavers in 2022</b>				<b>2,026</b>																						
<b>Fluctuation in 2022</b>				<b>14.7% (15.1% in 2021)</b>																						

<sup>90</sup> Only GRI KPIs marked green in this table are audited by the independent auditor.

DISCLOSURE	REFERENCES
<p><b>401-2 Benefits provided to full-time employees that are not provided to temporary or part-time employees</b> <sup>(✓)91</sup></p> <p>a. Benefits which are standard for full-time employees of the organization but are not provided to temporary or part-time employees, by significant locations of operation. These include, as a minimum:</p> <ul style="list-style-type: none"> <li>i. life insurance;</li> <li>ii. health care;</li> <li>iii. disability and invalidity coverage;</li> <li>iv. parental leave;</li> <li>v. retirement provision;</li> <li>vi. stock ownership;</li> <li>vii. others.</li> </ul> <p>b. The definition used for 'significant locations of operation'.</p>	<p>a. The same benefits are offered to temporary, part time and full time employees.</p> <p>i./ii./iii. Social security for employees is an important part of the corporate culture. For this reason, STADA offers a wide range of voluntary additional benefits. In Germany (which is a significant location of operations), these include payments or subsidies for the commute to the workplace, supplementary occupational disability insurance in the chemical industry (BUC) for every employee covered by collective agreements and those covered by similar agreements, the promotion of the ChemiePensionfonds, as well as group accident insurance which also covers private accidents. Since 2021, STADA has been pressing ahead with the permanent implementation of new forms of work. It has been possible to work in a mobile office up to two days a week, to the extent that this is operationally feasible.</p> <p>Voluntary health care insurance is also offered to STADA employees (i.e. in Serbia)</p> <p>iv. Covered by Collective bargaining agreement (more details on CBA could be found in GRI 2-30 in Section 3 of this Report).</p> <p>v. / vi. / vii. Data not reported on the Group level.</p> <p>b. Referred in GRI 2-21 in Section 3 of this Report.</p>

<p><b>401-3 Parental leave</b></p> <p>a. Total number of employees that were entitled to parental leave, by gender;</p> <p>b. Total number of employees that took parental leave, by gender;</p> <p>c. Total number of employees that returned to work in the reporting period after parental leave ended, by gender;</p> <p>d. Total number of employees that returned to work after parental leave ended that were still employed 12 months after their return to work, by gender;</p> <p>e. Return to work and retention rates of employees that took parental leave, by gender.</p>	<p>In accordance with national regulations, STADA employees have the opportunity to take parental leave. In the 2022 financial year, 82 women and 24 men took advantage of this opportunity. In the same year, the re-entry rate was 95%. 1) The re-entry rate is the ratio between the total number of employees who returned to work after parental leave and the total number of employees whose return to work after parental leave was agreed. 2) These include employee resignations and employer terminations, severance agreements and resignations after the expiration of the contract.</p> <table border="1"> <thead> <tr> <th rowspan="2"></th> <th colspan="2">Women</th> <th colspan="2">Men</th> <th colspan="2">Total</th> </tr> <tr> <th>absolute</th> <th>in %</th> <th>absolute</th> <th>in %</th> <th>absolute</th> <th>in %</th> </tr> </thead> <tbody> <tr> <td><b>Re-entry rate<sup>91</sup> in Germany after parental leave</b></td> <td></td> <td></td> <td></td> <td></td> <td></td> <td></td> </tr> <tr> <td>Employees by headcount</td> <td></td> <td></td> <td></td> <td></td> <td></td> <td></td> </tr> <tr> <td><b>Employees on parental leave in 2022</b></td> <td>82</td> <td>77</td> <td>24</td> <td>23</td> <td>106</td> <td>100</td> </tr> <tr> <td>thereof still on parental leave/resting contract as of Dec. 31, 2022</td> <td>44</td> <td>94</td> <td>3</td> <td>6</td> <td>47</td> <td>44</td> </tr> <tr> <td>thereof returned from parental leave in 2022</td> <td>35</td> <td>63</td> <td>21</td> <td>38</td> <td>56</td> <td>53</td> </tr> <tr> <td>thereof left from parental leave<sup>91</sup> in 2022</td> <td>3</td> <td>100</td> <td>0</td> <td>0</td> <td>3</td> <td>3</td> </tr> </tbody> </table> <p>Parental leave data is not collected Group wide yet but only within subsidiaries. Global data would be available in the upcoming reporting cycles.</p>		Women		Men		Total		absolute	in %	absolute	in %	absolute	in %	<b>Re-entry rate<sup>91</sup> in Germany after parental leave</b>							Employees by headcount							<b>Employees on parental leave in 2022</b>	82	77	24	23	106	100	thereof still on parental leave/resting contract as of Dec. 31, 2022	44	94	3	6	47	44	thereof returned from parental leave in 2022	35	63	21	38	56	53	thereof left from parental leave <sup>91</sup> in 2022	3	100	0	0	3	3
	Women		Men		Total																																																			
	absolute	in %	absolute	in %	absolute	in %																																																		
<b>Re-entry rate<sup>91</sup> in Germany after parental leave</b>																																																								
Employees by headcount																																																								
<b>Employees on parental leave in 2022</b>	82	77	24	23	106	100																																																		
thereof still on parental leave/resting contract as of Dec. 31, 2022	44	94	3	6	47	44																																																		
thereof returned from parental leave in 2022	35	63	21	38	56	53																																																		
thereof left from parental leave <sup>91</sup> in 2022	3	100	0	0	3	3																																																		

**GRI 402: Labor/Management Relations 2016**

<p><b>402-1 Minimum notice periods regarding operational changes</b></p> <p>a. Minimum number of weeks' notice typically provided to employees and their representatives prior to the implementation of significant operational changes that could substantially affect them;</p> <p>b. For organizations with collective bargaining agreements, report whether the notice period and provisions for consultation and negotiation are specified in collective agreements.</p>	<p>The defined notice period (minimum notice period) for acceptance of any change within the contract, scope of work, position, remuneration, and other working factors is defined by law in all countries where STADA operates (i.e., in Serbia, Bosnia-Herzegovina and Montenegro it is 8 days) and is offered to employees throughout the SAP Success Factor online tool with referent email notification. The minimum notice period is defined in the Collective Bargaining Agreement. All compensation changes are monitored via SAP Success Factors approval flows, including HR and the one-over-one approval principle to ensure full compliance with audit standards. Stakeholders, and also shareholders, are involved in remuneration practices via global approval governance.</p>
---	--

<sup>91</sup> Only GRI KPIs marked green in this table are audited by the independent auditor.

DISCLOSURE	REFERENCES																																	
<b>GRI 403: Occupational Health and Safety</b>																																		
<p><b>403-1: Occupational health and safety management system</b> <sup>(✓)92</sup></p> <p>a. A statement of whether an occupational health and safety management system has been implemented, including whether:</p> <ul style="list-style-type: none"> <li>i. the system has been implemented because of legal requirements and, if so, a list of the requirements;</li> <li>ii. the system has been implemented based on recognized risk management and/or management system standards/guidelines and, if so, a list of the standards/guidelines.</li> </ul> <p>b. A description of the scope of workers, activities, and workplaces covered by the occupational health and safety management system, and an explanation of whether and, if so, why any workers, activities, or workplaces are not covered.</p>	<p>a. i./ii. STADA's HSE (Health, Safety and Environment) approach is an integrated part of its production sites' business performance and has HSE management systems implemented at global and site level to ensure safe and healthy working conditions for employees and contractors. STADA's HSE management system has been implemented to protect its employees and contractors and to ensure compliance with applicable legal requirements. Legal requirements are resulting from applicable country occupational health &amp; safety laws and regulations as e.g. the UK 'Health &amp; Safety at Work Act', the German 'Arbeitsschutzgesetz' or the Serbian 'Law on Safety and Health at Work'.</p> <p>STADA's HSE system is based on the proactive approach to managing safety through risk assessment of its materials, processes, and workplace activities with training targeting competency building of its staff. Safety targets and KPIs are defined on global and local level and are fully integrated in our operational management reporting. Accidents and near-misses are analyzed based on global specification to identify the underlying causes, with lessons learnt shared globally to prevent re-occurrence.</p> <p>b. STADA's sites HSE management systems and processes are covering all employees at the sites, contractors and visitors. In 2022, a certified occupational health and safety management system was introduced at the two sites in Tuy Hoa, Vietnam, bringing the total number of sites certified in accordance with ISO 45001 to eight as of December 31, 2022. Other production sites are currently in the process of implementing ISO 45001 systems.</p> <table border="1"> <thead> <tr> <th>Location</th> <th>ISO 45001</th> <th>ISO 14001</th> </tr> </thead> <tbody> <tr> <td>Vrsac/Dubovac, Serbia</td> <td>X</td> <td>X</td> </tr> <tr> <td>Sabac, Serbia</td> <td>X</td> <td>X</td> </tr> <tr> <td>Podgorica, Montenegro</td> <td>X</td> <td>X</td> </tr> <tr> <td>Banja Luka, Bosnia and Herzegovina</td> <td>X</td> <td>X</td> </tr> <tr> <td>Huddersfield, UK</td> <td>X</td> <td>X</td> </tr> <tr> <td>Nizy Novgorod, Russia<sup>1</sup></td> <td>X</td> <td>X</td> </tr> <tr> <td>Tuy Hoa 1, Vietnam</td> <td>X</td> <td>X</td> </tr> <tr> <td>Tuy Hoa 2, Vietnam</td> <td>X</td> <td>X</td> </tr> <tr> <td>Obninsk, Russia</td> <td></td> <td>X</td> </tr> <tr> <td>Bila Tserkva, Ukraina</td> <td></td> <td>X</td> </tr> </tbody> </table> <p><sup>1</sup>: GOST 12.0.230.1-2015 occupational safety and health protection in connection with GOST 12.0.230-2007.</p>	Location	ISO 45001	ISO 14001	Vrsac/Dubovac, Serbia	X	X	Sabac, Serbia	X	X	Podgorica, Montenegro	X	X	Banja Luka, Bosnia and Herzegovina	X	X	Huddersfield, UK	X	X	Nizy Novgorod, Russia <sup>1</sup>	X	X	Tuy Hoa 1, Vietnam	X	X	Tuy Hoa 2, Vietnam	X	X	Obninsk, Russia		X	Bila Tserkva, Ukraina		X
Location	ISO 45001	ISO 14001																																
Vrsac/Dubovac, Serbia	X	X																																
Sabac, Serbia	X	X																																
Podgorica, Montenegro	X	X																																
Banja Luka, Bosnia and Herzegovina	X	X																																
Huddersfield, UK	X	X																																
Nizy Novgorod, Russia <sup>1</sup>	X	X																																
Tuy Hoa 1, Vietnam	X	X																																
Tuy Hoa 2, Vietnam	X	X																																
Obninsk, Russia		X																																
Bila Tserkva, Ukraina		X																																

<sup>92</sup> Only GRI KPIs marked green in this table are audited by the independent auditor.

DISCLOSURE	REFERENCES
<p><b>403-2: Hazard identification, risk assessment, and incident investigation</b></p> <p>a. A description of the processes used to identify work-related hazards and assess risks on a routine and non-routine basis, and to apply the hierarchy of controls in order to eliminate hazards and minimize risks, including:</p> <ul style="list-style-type: none"> <li>i. how the organization ensures the quality of these processes, including the competency of persons who carry them out;</li> <li>ii. how the results of these processes are used to evaluate and continually improve the occupational health and safety management system.</li> </ul> <p>b. A description of the processes for workers to report work-related hazards and hazardous situations, and an explanation of how workers are protected against reprisals;</p> <p>c. A description of the policies and processes for workers to remove themselves from work situations that they believe could cause injury or ill health, and an explanation of how workers are protected against reprisals;</p> <p>d. A description of the processes used to investigate work-related incidents, including the processes to identify hazards and assess risks relating to the incidents, to determine corrective actions using the hierarchy of controls, and to determine improvements needed in the occupational health and safety management system.</p>	<p>a. STADA's global and site level H&amp;S processes on Risk Assessment and Management sets its guidance and requirements based on the hierarchy of risk control, to ensure that a) the risks and impacts of its operations and of external risks to people, the environment, equipment, operations, and property are identified, assessed, and understood; b) appropriate controls are selected to eliminate or reduce risks and environmental impacts; c) issuance of safe work permits for specified high risk activities; d) controls are monitored continually to ensure their effectiveness and the risk re-evaluated in response to incidents or any deterioration in controls; and e) risks and controls are communicated across our organization.</p> <p>b. STADA encourages and promotes a culture of safety where everyone is mindful of hazards and helps to resolve and avoid them by doing the right thing. STADA operates a no blame culture and actively promotes employees to report unsafe acts &amp; unsafe conditions via its near miss program. These are reported and investigated with appropriate actions implemented, to continually look to reduce the likelihood of harm within STADA's work environments and keep its employees safe. Every employee has also the option to report any issues via the STADA ombudsman</p> <p>c. STADA's global and site level H&amp;S processes are defining responsibilities by line management to ensure compliance, show active leadership and promote pro-active HSE culture and for employees to support positive H&amp;S culture and being responsible for their own and other colleagues' safety and report any H&amp;S non-compliance, incident or near miss situation. Every employee has also the option to report any issues via the STADA ombudsman. Where employees have safety concerns, they are encouraged to stop work and report to line management who can carry out the necessary investigation to evaluate concerns and take any measures required to ensure the work environment is safe for work to continue.</p> <p>d. Health and safety performance at STADA is managed via internal processes that define the requirements for the classification, recording and investigation of accidents. When accidents do occur, our investigations focus on understanding causal factors, identifying the root cause and identifying both corrective &amp; preventative measures to prevent re-occurrence. STADA shares information and lessons learnt from incident investigations across all its operational sites via the HSE Global community. STADA reports lagging indicators (as Lost Time Incident Rate) and leading indicators (as Near Miss Reporting rate). The company analyzes data to identify and initiate areas for improvement at the site or global level with each site having discrete individual targets in place.</p>
<p><b>403-3: Occupational health services</b></p> <p>A description of the occupational health services' functions that contribute to the identification and elimination of hazards and minimization of risks, and an explanation of how the organization ensures the quality of these services and facilitates workers' access to them.</p>	<p>Occupational health support is provided by external professional company doctors / occupational health providers. The services provided to our employees include mandatory medical surveillance, return to work advice and - depending on the local organization - different voluntary health check-ups or consultancy services. Where relevant due to the associated hazards, company doctors are involved in the workplace risk assessments process.</p>
<p><b>403-4: Worker participation, consultation, and communication on occupational health and safety</b></p> <p>a. A description of the processes for worker participation and consultation in the development, implementation, and evaluation of the occupational health and safety management system, and for providing access to and communicating relevant information on occupational health and safety to workers;</p> <p>b. Where formal joint management-worker health and safety committees exist, a description of their responsibilities, meeting frequency, decision-making authority, and whether and, if so, why any workers are not represented by these committees.</p>	<p>a. The active participation of employees is for STADA a critical element to enable a safe and healthy working environment. Safety communication is fully embedded at our production site's TIER - meeting process which ensure a structured daily communication about H&amp;S at the shop floor. Through regular communication, training and site-level activities (e.g. ILO World Day for Safety and Health at Work) we ensure workforce engagement and awareness.</p> <p>b. Health &amp; safety committees are in place as legally required and managed locally. These committees typically include representatives from unions/ workers council, management representatives, H&amp;S experts and company doctor.</p>

DISCLOSURE	REFERENCES
<p><b>403-5: Worker training on occupational health and safety</b></p> <p>A description of any occupational health and safety training provided to workers, including generic training as well as training on specific work-related hazards, hazardous activities, or hazardous situations.</p>	<p>Occupational health and safety training is provided as integral part of STADA's site-level HSE management system (e.g. ISO 45001 certified) and are based on training matrix/need assessment. Trainings include general induction training for new employees, training on the specific work-related hazards and prevention measures and external for specific functions trainings as legally required.</p>
<p><b>403-6 Promotion of worker health</b></p> <p>a. An explanation of how the organization facilitates workers' access to non-occupational medical and healthcare services, and the scope of access provided;</p> <p>b. A description of any voluntary health promotion services and programs offered to workers to address major non-work-related health risks, including the specific health risks addressed, and how the organization facilitates workers' access to these services and programs.</p>	<p>a./b. STADA offers on local level different programs to address general health aspects. This includes local health activities (e.g. in the course of health days), voluntary well-being offers (e.g. fitness centres/sport apps and global initiatives as the 'Health Challenge'.</p>
<p><b>403-7 Prevention and mitigation of occupational health and safety impacts directly linked by business relationships</b></p> <p>A description of the organization's approach to preventing or mitigating significant negative occupational health and safety impacts that are directly linked to its operations, products, or services by its business relationships, and the related hazards and risks.</p>	<p>There are no significant negative occupational health and safety impacts identified that are directly linked to STADA's operations, products or services by its business relationships, and the related hazards and risks.</p>
<p><b>403-8 Workers covered by an occupational health and safety management system</b></p> <p>a. If the organization has implemented an occupational health and safety management system based on legal requirements and/or recognized standards/guidelines:</p> <ul style="list-style-type: none"> <li>i. the number and percentage of all employees and workers who are not employees but whose work and/or workplace is controlled by the organization, who are covered by such a system;</li> <li>ii. the number and percentage of all employees and workers who are not employees but whose work and/or workplace is controlled by the organization, who are covered by such a system that has been internally audited;</li> <li>iii. the number and percentage of all employees and workers who are not employees but whose work and/or workplace is controlled by the organization, who are covered by such a system that has been audited or certified by an external party.</li> </ul> <p>b. Whether and, if so, why any workers have been excluded from this disclosure, including the types of worker excluded;</p> <p>c. Any contextual information necessary to understand how the data have been compiled, such as any standards, methodologies, and assumptions used.</p>	<p>All employees (100%) as well as all workers who provide services to STADA at company's sites (100%) are covered by an occupational health and safety management system.</p>

DISCLOSURE	REFERENCES																																																																																																									
<p><b>403-9: Work-related injuries</b> <sup>(v)93</sup></p> <p>a. For all employees:</p> <ul style="list-style-type: none"> <li>i. The number and rate of fatalities as a result of work-related injury;</li> <li>ii. The number and rate of high-consequence work-related injuries (excluding fatalities);</li> <li>iii. The number and rate of recordable work-related injuries;</li> <li>iv. The main types of work-related injury;</li> <li>v. The number of hours worked.</li> </ul> <p>b. For all workers who are not employees but whose work and/or workplace is controlled by the organization:</p> <ul style="list-style-type: none"> <li>i. The number and rate of fatalities as a result of work-related injury;</li> <li>ii. The number and rate of high-consequence work-related injuries (excluding fatalities);</li> <li>iii. The number and rate of recordable work-related injuries;</li> <li>iv. The main types of work-related injury;</li> <li>v. The number of hours worked.</li> </ul> <p>c. The work-related hazards that pose a risk of high-consequence injury, including:</p> <ul style="list-style-type: none"> <li>i. how these hazards have been determined;</li> <li>ii. which of these hazards have caused or contributed to high-consequence injuries during the reporting period;</li> <li>iii. actions taken or underway to eliminate these hazards and minimize risks using the hierarchy of controls.</li> </ul> <p>d. Any actions taken or underway to eliminate other work-related hazards and minimize risks using the hierarchy of controls.</p> <p>e. Whether the rates have been calculated based on 200,000 or 1,000,000 hours worked.</p> <p>f. Whether and, if so, why any workers have been excluded from this disclosure, including the types of worker excluded.</p> <p>g. Any contextual information necessary to understand how the data have been compiled, such as any standards, methodologies, and assumptions used.</p>	<p>a. work-related injury data for STADA employees:</p> <table border="1"> <thead> <tr> <th>STADA Employees</th> <th colspan="2">2020</th> <th colspan="2">2021</th> <th colspan="2">2022</th> </tr> </thead> <tbody> <tr> <td>Number / Rate of recordable injuries</td> <td>134</td> <td>1.24</td> <td>118</td> <td>1.09</td> <td>120</td> <td>1.06</td> </tr> <tr> <td>Number / Rate of injuries resulting in lost days</td> <td>42</td> <td>0.39</td> <td>44</td> <td>0.40</td> <td>38</td> <td>0.35</td> </tr> <tr> <td>Number / Rate of high consequence injuries</td> <td>0</td> <td>0</td> <td>0</td> <td>0</td> <td>2</td> <td>0.02</td> </tr> <tr> <td>Number / Rate of fatalities</td> <td>0</td> <td>0</td> <td>0</td> <td>0</td> <td>0</td> <td>0</td> </tr> <tr> <td>Main type of work-related injuries</td> <td colspan="2">Slip/trip/falls</td> <td colspan="2">Slip/trip/falls</td> <td colspan="2">Machine related</td> </tr> <tr> <td>Number / rate of lost days (resulting from injuries)</td> <td>1,020</td> <td>9.42</td> <td>978</td> <td>9.00</td> <td>858</td> <td>7.6</td> </tr> <tr> <td>Number of working hours</td> <td colspan="2">21,660,805</td> <td colspan="2">21,744,234</td> <td colspan="2">22,578,288</td> </tr> </tbody> </table> <p><i>1: for 2020 and 2021 only 'rate of injuries resulting in lost days' and 'number / rate of fatalities' have been audited</i></p> <p>b. work-related injury data for workers who are not employees but whose work and/or workplace is controlled by STADA:</p> <table border="1"> <thead> <tr> <th>Contractors</th> <th colspan="2">2020<sup>1</sup></th> <th colspan="2">2021<sup>1</sup></th> <th colspan="2">2022</th> </tr> </thead> <tbody> <tr> <td>Number / Rate of recordable injuries</td> <td>2</td> <td>NA<sup>2</sup></td> <td>3</td> <td>NA<sup>2</sup></td> <td>3</td> <td>NA<sup>2</sup></td> </tr> <tr> <td>Number / Rate of injuries resulting in lost days</td> <td>2</td> <td>NA<sup>2</sup></td> <td>3</td> <td>NA<sup>2</sup></td> <td>3</td> <td>NA<sup>2</sup></td> </tr> <tr> <td>Number / Rate of high consequence injuries</td> <td>0</td> <td>0</td> <td>0</td> <td>0</td> <td>0</td> <td>0</td> </tr> <tr> <td>Number / Rate of fatalities</td> <td>0</td> <td>0</td> <td>0</td> <td>0</td> <td>0</td> <td>0</td> </tr> <tr> <td>Main type of work-related injuries</td> <td colspan="2">Slip/trip/falls</td> <td colspan="2">Slip/trip/falls</td> <td colspan="2">Slip/trip/falls</td> </tr> <tr> <td>Number / Rate of lost days (resulting from injuries)</td> <td>NA<sup>2</sup></td> <td>NA<sup>2</sup></td> <td>NA<sup>2</sup></td> <td>NA<sup>2</sup></td> <td>NA<sup>2</sup></td> <td>NA<sup>2</sup></td> </tr> </tbody> </table> <p><i>1: Data for 2020 and 2021 has not been audited</i> <i>2: Data not available</i></p> <p>c./d. Work-related hazards are determined through workplace risk assessment following global guidance and local legal requirements. The 2 high consequence injuries have been machine-related. Both accidents have been fully investigated and preventive action been identified and implemented including technical and organizational measures. Results have been shared across all sites and site heads to evaluate the potential for similar risks to avoid re-occurrence.</p> <p>e. Calculation of work-related injury data is based on 200,000 working hours.</p> <p>f. No worker or group of workers has been excluded.</p>	STADA Employees	2020		2021		2022		Number / Rate of recordable injuries	134	1.24	118	1.09	120	1.06	Number / Rate of injuries resulting in lost days	42	0.39	44	0.40	38	0.35	Number / Rate of high consequence injuries	0	0	0	0	2	0.02	Number / Rate of fatalities	0	0	0	0	0	0	Main type of work-related injuries	Slip/trip/falls		Slip/trip/falls		Machine related		Number / rate of lost days (resulting from injuries)	1,020	9.42	978	9.00	858	7.6	Number of working hours	21,660,805		21,744,234		22,578,288		Contractors	2020 <sup>1</sup>		2021 <sup>1</sup>		2022		Number / Rate of recordable injuries	2	NA <sup>2</sup>	3	NA <sup>2</sup>	3	NA <sup>2</sup>	Number / Rate of injuries resulting in lost days	2	NA <sup>2</sup>	3	NA <sup>2</sup>	3	NA <sup>2</sup>	Number / Rate of high consequence injuries	0	0	0	0	0	0	Number / Rate of fatalities	0	0	0	0	0	0	Main type of work-related injuries	Slip/trip/falls		Slip/trip/falls		Slip/trip/falls		Number / Rate of lost days (resulting from injuries)	NA <sup>2</sup>	NA <sup>2</sup>	NA <sup>2</sup>	NA <sup>2</sup>	NA <sup>2</sup>	NA <sup>2</sup>
STADA Employees	2020		2021		2022																																																																																																					
Number / Rate of recordable injuries	134	1.24	118	1.09	120	1.06																																																																																																				
Number / Rate of injuries resulting in lost days	42	0.39	44	0.40	38	0.35																																																																																																				
Number / Rate of high consequence injuries	0	0	0	0	2	0.02																																																																																																				
Number / Rate of fatalities	0	0	0	0	0	0																																																																																																				
Main type of work-related injuries	Slip/trip/falls		Slip/trip/falls		Machine related																																																																																																					
Number / rate of lost days (resulting from injuries)	1,020	9.42	978	9.00	858	7.6																																																																																																				
Number of working hours	21,660,805		21,744,234		22,578,288																																																																																																					
Contractors	2020 <sup>1</sup>		2021 <sup>1</sup>		2022																																																																																																					
Number / Rate of recordable injuries	2	NA <sup>2</sup>	3	NA <sup>2</sup>	3	NA <sup>2</sup>																																																																																																				
Number / Rate of injuries resulting in lost days	2	NA <sup>2</sup>	3	NA <sup>2</sup>	3	NA <sup>2</sup>																																																																																																				
Number / Rate of high consequence injuries	0	0	0	0	0	0																																																																																																				
Number / Rate of fatalities	0	0	0	0	0	0																																																																																																				
Main type of work-related injuries	Slip/trip/falls		Slip/trip/falls		Slip/trip/falls																																																																																																					
Number / Rate of lost days (resulting from injuries)	NA <sup>2</sup>	NA <sup>2</sup>	NA <sup>2</sup>	NA <sup>2</sup>	NA <sup>2</sup>	NA <sup>2</sup>																																																																																																				

<sup>93</sup> Only GRI KPIs marked green in this table are audited by the independent auditor.

DISCLOSURE	REFERENCES																								
<p><b>403-10: Work-related ill health</b></p> <p>a. For all employees:</p> <ul style="list-style-type: none"> <li>i. The number of fatalities as a result of work-related ill health;</li> <li>ii. The number of cases of recordable work-related ill health;</li> <li>iii. The main types of work-related ill health.</li> </ul> <p>b. For all workers who are not employees but whose work and/or workplace is controlled by the organization:</p> <ul style="list-style-type: none"> <li>i. The number of fatalities as a result of work-related ill health;</li> <li>ii. The number of cases of recordable work-related ill health;</li> <li>iii. The main types of work-related ill health.</li> </ul> <p>c. The work-related hazards that pose a risk of ill health, including:</p> <ul style="list-style-type: none"> <li>i. how these hazards have been determined;</li> <li>ii. which of these hazards have caused or contributed to cases of ill health during the reporting period;</li> <li>iii. actions taken or underway to eliminate these hazards and minimize risks using the hierarchy of controls.</li> </ul> <p>d. Whether and, if so, why any workers have been excluded from this disclosure, including the types of worker excluded;</p> <p>e. Any contextual information necessary to understand how the data have been compiled, such as any standards, methodologies, and assumptions used.</p>	<p>a. No work-related cases of recognized occupational diseases were recorded in 2022.</p> <p>b. Data not available.</p> <p>c. Work-related hazards that pose a risk of ill health are mainly evaluated through workplace risk assessment.</p> <p>d/e. Not applicable.</p>																								
<p><b>GRI 404: Training and Education 2016</b></p>																									
<p><b>404-1 Average hours of training per year per employee</b> <sup>(v)94</sup></p> <p>a. Average hours of training that the organization's employees have undertaken during the reporting period, by:</p> <ul style="list-style-type: none"> <li>i. gender;</li> <li>ii. employee category.</li> </ul>	<p>LMS (Learning Management System) data system is used to aggregate data for the average hours of training per employee, that amounted at 1.6 hours per employee in 2022. Within the LMS, new Enterprise Quality Management Systems (EQMS) 'MasterControl', was launched recently. It is a cloud-based system that is used by all STADA production sites for quality management. The system contains e-learning modules in various areas, which are implemented sequentially.</p> <p>i. / ii. The data on gender and employee category split considering the average hours of training per year per employee is being collected but it has not been reported on the Group level yet.</p>																								
<p><b>404-2 Programs for upgrading employee skills and transition assistance programs</b></p> <p>a. Type and scope of programs implemented and assistance provided to upgrade employee skills;</p> <p>b. Transition assistance programs provided to facilitate continued employability and the management of career endings resulting from retirement or termination of employment.</p>	<p>Employee training is defined and coordinated by the respective departments on a needs-oriented basis and in accordance with individual development plans (IDP) offered to all employees. Nearly one out of two employees had an IDP documented in the SAP Success Factors Employee Management System in 2022. Several talent development programs (for all leaders and for high potentials) took place and organizational talent reviews (OTRs) were conducted twice during the year.</p> <p>STADA developed its own learning approach consisting of 3 main pillars: learning on the job (70%), social learning (20%), and formal learning (10%).</p>																								
<p><b>404-3 Percentage of employees receiving regular performance and career development reviews</b></p> <p>Percentage of total employees by gender and by employee category who received a regular performance and career development review during the reporting period.</p>	<table border="1"> <thead> <tr> <th colspan="4">Changing our Future - STADA Leadership Framework</th> </tr> <tr> <th></th> <th>All Leaders Development</th> <th>Social Learning Initiatives</th> <th>Key Talent Development</th> </tr> </thead> <tbody> <tr> <td>Level</td> <td>Lead Our Tomorrow Today A new way of leading.</td> <td></td> <td>Go for Growth We nurture. You grow. Together, we reach new heights.</td> </tr> <tr> <td>STADA Senior Leaders</td> <td>Lead to Create Value Enhancing your leadership to create value</td> <td>360 Feedback Executive Coaching Peer Coaching Mentoring</td> <td>Grow Higher Elevating your growth to help us reach new heights</td> </tr> <tr> <td>STADA Advanced Leaders</td> <td>Lead with Attitude Crafting your attitude for a new way of leading</td> <td>360 Feedback Coaching Peer Coaching Mentoring</td> <td>Keep Growing Growing your skills and mindset to the next level.</td> </tr> <tr> <td>STADA emerging Leaders</td> <td>Get Leading All the essentials you need to leading</td> <td>Virtual breakfast with the CEO/VP HR Peer Coaching Mentoring Reverse Mentoring</td> <td>Get Growing Nurturing your leadership growth</td> </tr> </tbody> </table> <p>100% - All employees within the STADA group did receive feedback.</p>	Changing our Future - STADA Leadership Framework					All Leaders Development	Social Learning Initiatives	Key Talent Development	Level	Lead Our Tomorrow Today A new way of leading.		Go for Growth We nurture. You grow. Together, we reach new heights.	STADA Senior Leaders	Lead to Create Value Enhancing your leadership to create value	360 Feedback Executive Coaching Peer Coaching Mentoring	Grow Higher Elevating your growth to help us reach new heights	STADA Advanced Leaders	Lead with Attitude Crafting your attitude for a new way of leading	360 Feedback Coaching Peer Coaching Mentoring	Keep Growing Growing your skills and mindset to the next level.	STADA emerging Leaders	Get Leading All the essentials you need to leading	Virtual breakfast with the CEO/VP HR Peer Coaching Mentoring Reverse Mentoring	Get Growing Nurturing your leadership growth
Changing our Future - STADA Leadership Framework																									
	All Leaders Development	Social Learning Initiatives	Key Talent Development																						
Level	Lead Our Tomorrow Today A new way of leading.		Go for Growth We nurture. You grow. Together, we reach new heights.																						
STADA Senior Leaders	Lead to Create Value Enhancing your leadership to create value	360 Feedback Executive Coaching Peer Coaching Mentoring	Grow Higher Elevating your growth to help us reach new heights																						
STADA Advanced Leaders	Lead with Attitude Crafting your attitude for a new way of leading	360 Feedback Coaching Peer Coaching Mentoring	Keep Growing Growing your skills and mindset to the next level.																						
STADA emerging Leaders	Get Leading All the essentials you need to leading	Virtual breakfast with the CEO/VP HR Peer Coaching Mentoring Reverse Mentoring	Get Growing Nurturing your leadership growth																						

<sup>94</sup> Only GRI KPIs marked green in this table are audited by the independent auditor.

DISCLOSURE	REFERENCES
<b>GRI 405: Diversity and Equal Opportunity 2016</b>	
<b>405-1 Diversity of governance bodies and employees</b> <sup>(✓)<sup>95</sup></sup> a. Percentage of individuals within the organization's governance bodies in each of the following diversity categories:	
i. Gender	Executive Board: Female: 25%, Male 75%, Total 100% Supervisory Board: Female: 0%, Male 100%, Total 100%
ii. Age group: under 30 years old, 30-50 years old, over 50 years old;	Executive Board: under 30 years old: 0% / 30-50 years old: 50% / over 50 years old: 50% Supervisory Board: under 30 years old: 0 persons / 30-50 years old: 3 persons / over 50 years old: 6 persons
iii. Other indicators of diversity where relevant (such as minority or vulnerable groups).	/
b. percentage of employees per employee category in each of the following diversity categories:	Calculations based on HC
i. Gender	Female 57.4%, Male: 42.5%, Other 0.01%, Total 100%
ii. Age group: under 30 years old, 30-50 years old, over 50 years old;	Under 30 years old: 15.62%, 30-50 years old: 66.63%, over 50 years old: 17.75%, Total 100%
iii. Other indicators of diversity where relevant (such as minority or vulnerable groups).	/ 87 nations are represented in STADA's team

<sup>95</sup> Only GRI KPIs marked green in this table are audited by the independent auditor.

DISCLOSURE	REFERENCES
<b>405-2 Ratio of basic salary and remuneration of women to men</b> a. Ratio of the basic salary and remuneration of women to men for each employee category, by significant locations of operation; b. The definition used for 'significant locations of operation'.	/ Standard entry level wages at STADA are above minimum wage rules for all of its employees, with no gender variations (including ratio of basic salary and remuneration of women to men).
<b>GRI 406: Non-discrimination 2016</b>	
<b>406-1 Incidents of discrimination and corrective actions taken</b> <sup>(✓)<sup>96</sup></sup> a. Total number of incidents of discrimination during the reporting period; b. Status of the incidents and actions taken with reference to the following: i. Incident reviewed by the organization; ii. Remediation plans being implemented; iii. Remediation plans that have been implemented, with results reviewed through routine internal management review processes; iv. Incident no longer subject to action.	STADA complies with existing regulations, and therefore is committed to the principle of equal treatment, and pursues violations of the German Non-Discrimination Act (AGG; due to the location of its headquarters or adequate local complementary laws and regulations with other subsidiaries) with disciplinary consequences. In order to promote protection against discrimination in the workplace, employees at German locations are, for example, instructed in the applicable non-discrimination policy upon entering the company, and an internal complaints office serves as a contact point.  No incidents of discrimination, together with corrective actions taken, were recorded in the reporting period at STADA. According to the Whistleblower Policy STADA's employees are enabled to submit potential cases of violation their rights. No such whistleblowing cases were reported in the reporting year 2022.
<b>GRI 407: Freedom of Association and Collective Bargaining 2016</b>	
<b>407-1 Operations and suppliers in which the right to freedom of association and collective bargaining may be at risk</b> a. Operations and suppliers in which workers' rights to exercise freedom of association or collective bargaining may be violated or at significant risk either in terms of: i. type of operation (such as manufacturing plant) and supplier; ii. countries or geographic areas with operations and suppliers considered at risk. b. Measures taken by the organization in the reporting period intended to support rights to exercise freedom of association and collective bargaining.	/ No Group wide global data tracking has been established yet.
<b>GRI 408: Child Labor 2016</b>	
<b>408-1 Operations and suppliers at significant risk for incidents of child labor</b> a. Operations and suppliers considered to have significant risk for incidents of: i. child labor; ii. young workers exposed to hazardous work. b. Operations and suppliers considered to have significant risk for incidents of child labor either in terms of: i. type of operation (such as manufacturing plant) and supplier; ii. countries or geographic areas with operations and suppliers considered at risk. c. Measures taken by the organization in the reporting period intended to contribute to the effective abolition of child labor.	For STADA Operation no such significant risk is identified. In 2022, STADA has started to set-up its Responsible Procurement program (RP program) and decided to partner with EcoVadis to evaluate the ESG risk and performance of its suppliers. No Group wide global data tracking had been established for 2022.  To date, the company has not received reports of cases of the employment of minors, or any cases of the violation of labor rights of its employees, on any grounds whatsoever.

<sup>96</sup> Only GRI KPIs marked green in this table are audited by the independent auditor.



DISCLOSURE	REFERENCES
<b>GRI 409: Forced or Compulsory Labor 2016</b>	
<p><b>409-1 Operations and suppliers at significant risk for incidents of forced or compulsory labor</b></p> <p>a. Operations and suppliers considered to have significant risk for incidents of forced or compulsory labor either in terms of:</p> <ul style="list-style-type: none"> <li>i. type of operation (such as manufacturing plant) and supplier;</li> <li>ii. countries or geographic areas with operations and suppliers considered at risk.</li> </ul> <p>b. Measures taken by the organization in the reporting period intended to contribute to the elimination of all forms of forced or compulsory labor.</p>	<p>For STADA Operation no such significant risk is identified. In 2022, STADA has started to set-up its Responsible Procurement program (RP program) and decided to partner with EcoVadis to evaluate the ESG risk and performance of its suppliers. No Group wide global data tracking had been established for 2022.</p> <p>In 2022, the company has not received reports of significant risks for accidents of forced or compulsory labor.</p>
<b>GRI 410: Security Practices 2016</b>	
<p><b>410-1 Security personnel trained in human rights policies or procedures</b></p> <p>a. Percentage of security personnel who have received formal training in the organization's human rights policies or specific procedures and their application to security.</p> <p>b. Whether training requirements also apply to third-party organizations providing security personnel.</p>	<p>Security personnel (either STADA's own or third party) has to comply with STADA Code of Conduct and its ethical principles.</p>
<b>GRI 411: Rights of Indigenous Peoples 2016</b>	
<p><b>411-1 Incidents of violations involving rights of indigenous peoples</b></p> <p>a. Total number of identified incidents of violations involving the rights of indigenous peoples during the reporting period;</p> <p>b. Status of the incidents and actions taken with reference to the following:</p> <ul style="list-style-type: none"> <li>i. Incident reviewed by the organization;</li> <li>ii. Remediation plans being implemented;</li> <li>iii. Remediation plans that have been implemented, with results reviewed through routine internal management review processes;</li> <li>iv. Incident no longer subject to action.</li> </ul>	<p>STADA does not exert a negative impact on the indigenous populations in the communities in which it performs its activities.</p>
<b>GRI 413: Local Communities 2016</b>	
<p><b>413-1 Operations with local community engagement, impact assessments, and development programs <sup>(*)</sup></b></p> <p>Percentage of operations with implemented local community engagement, impact assessments, and/or development programs, including the use of:</p>	<p>STADA is engaging with local communities, including impacts assessments and development programs through Hemofarm Foundation, its subsidiary from Serbia (covering Serbia, Bosnia and Herzegovina, Montenegro) as well as through ad hoc initiatives within different subsidiaries. Since only Hemofarm Foundation has formal local community engagement programs, it would be considered here as the only data source. Compared to number of employees in those countries where the Foundation is active, to all STADA employees, the percentage of STADA's operations with local community engagement, impacts assessments and development programs amounts at 28%.</p>

<sup>97</sup> Only GRI KPIs marked green in this table are audited by the independent auditor.

DISCLOSURE	REFERENCES
<p><b>i. social impact assessments, including gender impact assessments, based on participatory processes;</b></p>	<p>Hemofarm Foundation directs its activities into 3 main programs - Program for Health, Program for Education and Program for Culture. Since gender balance is an important ESG KPI for STADA, the Foundations strives to enable full respect for gender balance within all its programs. Also, it assesses the needs of vulnerable groups including gender impacts i.e. within LGBTIQ+ population.</p>
<p><b>ii. environmental impact assessments and ongoing monitoring;</b></p>	<p>In accordance with the assessment of the impact of climate change on the environment in Serbia, Bosnia and Herzegovina and Montenegro, the Hemofarm Foundation initiated a continuous afforestation of endangered areas, which has so far planted hundreds of trees in order to preserve local ecosystems, with a special focus on preventing soil erosion due to floods.</p>
<p><b>iii. public disclosure of results of environmental and social impact assessments;</b></p>	<p>Regular activity report are publicly available at <a href="https://www.fondacijahemofarm.org.rs/eng/ko-smo-mi/izvestaji-o-radu">https://www.fondacijahemofarm.org.rs/eng/ko-smo-mi/izvestaji-o-radu</a></p>
<p><b>iv. local community development programs based on local communities' needs;</b></p>	<p>Main programs of the Foundation are mentioned under "I", while one of the examples hosted by Program for Health is project "A Cup of Coffee with a Psychologist". In order to point out the importance of mental health and encourage the public to seek help from experts, Hemofarm Foundation has launched this project, with the aim to influence general public's awareness that mental health must be taken care of in the same way as physical health, and that mental health disorders are not a personal weakness, but rather a health problem for which there is an adequate solution if expert assistance is sought in time. A Cup of Coffee with a Psychologist project has been conceived as a series of free-of-charge sessions with psychologists in which all interested parties can get an insight into particular psychological conditions and obtain advice on whom to address for getting support. The panel talks are an opportunity to talk about mental health openly with experts – psychologists and psychiatrists, as well as with the representatives of relevant institutions and public figures who have personally coped with some of the problems in their life. A Cup of Coffee with a Psychologist project has been implemented with the support of the Psychology Institute within the Faculty of Philosophy in Belgrade, and in partnership with Art Commune Dorćol Platz. During the implementation of the project, the talks were organized dealing with depression, stress at work, career vs. family, how to cope with an illness, how to accept the fact that you cannot get pregnant, divorce, addiction, how to restrain children from using electronic gadgets. An initiative to start this project came from medical doctors and media professionals, represented in the Managing Board of the Foundation (<a href="https://www.fondacijahemofarm.org.rs/eng/ko-smo-mi/nas-tim">https://www.fondacijahemofarm.org.rs/eng/ko-smo-mi/nas-tim</a>), based on perceived important social problems brought about by mental health problems. More examples of community development programs could be found at <a href="https://www.fondacijahemofarm.org.rs/eng/sta-radimo">https://www.fondacijahemofarm.org.rs/eng/sta-radimo</a></p>
<p><b>v. stakeholder engagement plans based on stakeholder mapping;</b></p>	<p>More than 100 exceptional individuals, experts in the fields of health, education, social responsibility, sustainable development, philanthropy, and culture wrote blogs for HFF on the most current topics in these fields. Content available at <a href="https://www.fondacijahemofarm.org.rs/eng/blog">https://www.fondacijahemofarm.org.rs/eng/blog</a> Stakeholder mapping and selection is being managed according to the following criteria: based on their reputation and influence in the sphere of public action.</p>
<p><b>vi. broad based local community consultation committees and processes that include vulnerable groups;</b></p>	<p>Hemofarm Foundation is the founder and member of the Serbian Philanthropic Forum and a member of the European Philanthropic Association, which gathers 10,000 profit and non-profit foundations from 30 European countries. These institutions include assessing the needs of vulnerable groups like migrants, LGBTIQ+ and others. Humanitarian aid, inter alia, has been collected for NURDOR (National Association of Parents of Children with Cancer in Serbia), Shelter for Parentless Children, Shelter for Adults and Elderly People, and others.</p>
<p><b>vii. works councils, occupational health and safety committees and other worker representation bodies to deal with impacts;</b></p>	<p>All STADA's formal employee bodies in the countries where Hemofarm Foundation is active are encouraged to participate in the process of social partnership for the benefit of the community. One of such examples was collecting goods to donate to Ukraine, after the war started there.</p>

DISCLOSURE	REFERENCES
viii. formal local community grievance processes.	The entire public in the areas where the Foundation is active is invited to point out all key issues of social importance, including complaints and objections, to publicly available contacts. The Foundation actively considers all types of externally initiated communication and, in accordance with the conclusions, proposes further action, addressing institutions of public importance, which can be involved in solving localized social problems. Contacts are available from the Foundation's website <a href="https://www.fondacijahemofarm.org.rs/eng">https://www.fondacijahemofarm.org.rs/eng</a>
<b>413-2 Operations with significant actual and potential negative impacts on local communities</b>  Operations with significant actual and potential negative impacts on local communities, including: i. the location of the operations; ii. the significant actual and potential negative impacts of operations.	No case of a crisis situation or significant actual and potential negative impacts on local communities in the areas of STADA's operations was recorded in 2022.
GRI 414: Supplier Social Audit	
<b>414-1: New suppliers that were screened using social criteria</b> <sup>(*)98</sup>  Percentage of new suppliers that were screened using social criteria.	In 2022, STADA has started to set-up its Responsible Procurement program (RP program) and decided to partner with EcoVadis to evaluate the ESG risk and performance of its suppliers. STADA's RP program is headed by our Global Procurement function and executed by a cross-functional steering and project team including members from Global HSE, Legal and Supply Chain has been established.  Contracts negotiated since financial year 2016 pursuant to the Corporate Policies and which have been negotiated in connection with the production of finished goods sometimes include clauses on the topic of Corporate Social Responsibility within the scope of which STADA and its suppliers are increasingly obligated to comply with the ten principles of the UN Global Compact. This is associated with an obligation to, among other things, support and respect the protection of international human rights and ensure that neither party is complicit in any violations of human rights and commits to the removal of all forms of compulsory labour and to the elimination of child labour.  As this program operationally started 2023, although initiated in 2022, percentage of new suppliers screened in 2022 using EcoVadis solution was 0%. Within the scope of EcoVadis suppliers' evaluation for 2023, STADA would define its critical supplier categories for further evaluation based on this platform.
<b>414-2: Negative social impacts in the supply chain and actions taken</b>  a. Number of suppliers assessed for social impacts;  b. Number of suppliers identified as having significant actual and potential negative social impacts;  c. Significant actual and potential negative social impacts identified in the supply chain;  d. Percentage of suppliers identified as having significant actual and potential negative social impacts with which improvements were agreed upon as a result of assessment;  e. Percentage of suppliers identified as having significant actual and potential negative social impacts with which relationships were terminated as a result of assessment, and why.	No Group wide global data tracking for 2022 had been established.

<sup>98</sup> Only GRI KPIs marked green in this table are audited by the independent auditor.

DISCLOSURE	REFERENCES																								
GRI 415: Public Policy 2016																									
<b>415-1 Political contributions</b>  a. Total monetary value of financial and in-kind political contributions made directly and indirectly by the organization by country and recipient/beneficiary;  b. If applicable, how the monetary value of in-kind contributions was estimated.	In 2022, as in the previous reporting cycles (2021 and nonfinancial reporting), STADA did not receive or grant any types of donations, either in kind or in money, to political parties, politically active persons, or political and state institutions.																								
GRI 416: Customer Health and Safety 2016																									
<b>416-1 Assessment of the health and safety impacts of product and service categories</b> <sup>(*)99</sup>  Percentage of significant product and service categories for which health and safety impacts are assessed for improvement.	Within pharmacovigilance all products (100%) are obligatory monitored for health and safety impacts (pharmaceutical industry requirements). An Adverse Drug Reaction (ADR) in pharmacovigilance is defined as an unintended or undesired harmful reaction occurring at doses normally used by a patient for the diagnosis, treatment, or prevention of a disease. Simply put, these are unexpected medical issues that occur due to medication use. ADRs are key concerns in pharmacovigilance, the science and activities related to the detection, assessment, understanding, and prevention of adverse effects or any other possible drug-related problems. Unintended reactions could be minor like a rash, or more severe like organ failure, and in extreme cases can even lead to death. They can occur immediately after administration, or they can take time to develop. Identifying ADRs, and working to reduce their occurrence is a crucial part of pharmacovigilance. This includes post-market surveillance where the safety of drugs is monitored in large numbers of patients in the 'real-world' setting post approval, in addition to regulated clinical trials carried before the drug's approval. This also involves communicating the risk associated with medicines to healthcare professionals and the public, as well as implementing strategies to minimize any potential risk. Overview of the number of ADR reports at STADA in 2022, by reporting party and ADR severity:																								
	<table border="1"> <thead> <tr> <th>Qualification of reporter</th> <th>No. of ADR reports</th> <th>Serious ADRs</th> <th>Non-serious ADRs</th> </tr> </thead> <tbody> <tr> <td>Physician</td> <td>418</td> <td>82</td> <td>336</td> </tr> <tr> <td>Pharmacist</td> <td>745</td> <td>113</td> <td>632</td> </tr> <tr> <td>Consumer or other non-health professional</td> <td>1,735</td> <td>102</td> <td>1,633</td> </tr> <tr> <td>Other health professional</td> <td>4,103</td> <td>577</td> <td>3,526</td> </tr> <tr> <td><b>Total</b></td> <td><b>7,001</b></td> <td><b>874</b></td> <td><b>6,127</b></td> </tr> </tbody> </table>	Qualification of reporter	No. of ADR reports	Serious ADRs	Non-serious ADRs	Physician	418	82	336	Pharmacist	745	113	632	Consumer or other non-health professional	1,735	102	1,633	Other health professional	4,103	577	3,526	<b>Total</b>	<b>7,001</b>	<b>874</b>	<b>6,127</b>
Qualification of reporter	No. of ADR reports	Serious ADRs	Non-serious ADRs																						
Physician	418	82	336																						
Pharmacist	745	113	632																						
Consumer or other non-health professional	1,735	102	1,633																						
Other health professional	4,103	577	3,526																						
<b>Total</b>	<b>7,001</b>	<b>874</b>	<b>6,127</b>																						

<sup>99</sup> Only GRI KPIs marked green in this table are audited by the independent auditor.

DISCLOSURE	REFERENCES
<p><b>416-2 Incidents of non-compliance concerning the health and safety impacts of products and services</b> <sup>(v)19800</sup></p> <p>a. Total number of incidents of non-compliance with regulations and/or voluntary codes concerning the health and safety impacts of products and services within the reporting period, by:</p> <ol style="list-style-type: none"> <li>incidents of non-compliance with regulations resulting in a fine or penalty;</li> <li>incidents of non-compliance with regulations resulting in a warning;</li> <li>incidents of non-compliance with voluntary codes.</li> </ol> <p>b. If the organization has not identified any non-compliance with regulations and/or voluntary codes, a brief statement of this fact is sufficient.</p>	<p>STADA's quality and pharmacovigilance management system is monitoring and preventing the occurrence of incidents of non-compliances with regulations and/or voluntary codes regarding the health &amp; safety of our products</p> <p>There were no instances of non-compliance of STADA products with the regulations resulting in a fine or penalty or warning over the course of 2022.</p>
<b>GRI 417: Marketing and Labelling 2016</b>	
<p><b>417-1 Requirements for product information and labelling</b></p> <p>a. Whether each of the following types of information is required by the organization's procedures for product and service information and labeling:</p> <ol style="list-style-type: none"> <li>The sourcing of components of the product or service;</li> <li>Content, particularly with regard to substances that might produce an environmental or social impact;</li> <li>Safe use of the product or service;</li> <li>Disposal of the product and environmental or social impacts;</li> <li>Other (explain).</li> </ol> <p>b. Percentage of significant product or service categories covered by and assessed for compliance with such procedures.</p>	<p>Labelling is defined as written, printed or graphical matter on any article or container, which provides adequate and necessary information about the product. The purpose of labelling of medicines is the clear unambiguous identification of the medicine and the conditions for its safe use. A drug label is required by legal regulations and pharmaceutical standards for the marketing of any drug. STADA applies mandatory information to its products to meet the standards of product safety.</p>
<p><b>417-2 Incidents of non-compliance concerning product and service information and labelling</b> <sup>(v)101</sup></p> <p>a. Total number of incidents of non-compliance with regulations and/or voluntary codes concerning product and service information and labeling, by:</p> <ol style="list-style-type: none"> <li>incidents of non-compliance with regulations resulting in a fine or penalty;</li> <li>incidents of non-compliance with regulations resulting in a warning;</li> <li>incidents of non-compliance with voluntary codes.</li> </ol> <p>b. If the organization has not identified any non-compliance with regulations and/or voluntary codes, a brief statement of this fact is sufficient.</p>	<p>/</p> <p>b. STADA's quality and pharmacovigilance management system is monitoring and preventing the occurrence of incidents of non-compliances with regulations and/or voluntary codes regarding product and service information and labelling.</p> <p>There were no material instances of non-compliance of STADA products with the regulations resulting in any material fine or penalty or warning over the course of 2022 concerning product and service information and labelling.</p>
<p><b>417-3 Incidents of non-compliance concerning marketing communications</b></p> <p>a. Total number of incidents of non-compliance with regulations and/or voluntary codes concerning marketing communications, including advertising, promotion, and sponsorship, by:</p> <ol style="list-style-type: none"> <li>incidents of non-compliance with regulations resulting in a fine or penalty;</li> <li>incidents of non-compliance with regulations resulting in a warning;</li> <li>incidents of non-compliance with voluntary codes.</li> </ol> <p>b. If the organization has not identified any non-compliance with regulations and/or voluntary codes, a brief statement of this fact is sufficient.</p>	<p>/</p> <p>In 2022, there were no material incidents of non-compliance with regulations and/or voluntary codes concerning marketing communications at STADA, including advertising, promotion and sponsorship.</p>

<sup>100</sup> Only GRI KPIs marked green in this table are audited by the independent auditor.

<sup>101</sup> Only GRI KPIs marked green in this table are audited by the independent auditor.

DISCLOSURE	REFERENCES
<b>GRI 418: Customer Privacy 2016</b>	
<p><b>418-1 Substantiated complaints concerning breaches of customer privacy and losses of customer data</b> <sup>(v)102</sup></p> <p>a. Total number of substantiated complaints received concerning breaches of customer privacy, categorized by:</p> <ol style="list-style-type: none"> <li>complaints received from outside parties and substantiated by the organization;</li> <li>complaints from regulatory bodies.</li> </ol> <p>b. Total number of identified leaks, thefts, or losses of customer data;</p> <p>c. If the organization has not identified any substantiated complaints, a brief statement of this fact is sufficient.</p>	<p>a. There have been no substantiated material complaints concerning breaches of customer privacy by outside parties, organizations or regulatory bodies.</p> <p>b. There were no leaks, thefts, or losses of customer data in 2022.</p>

<sup>102</sup> Only GRI KPIs marked green in this table are audited by the independent auditor.

# INDEPENDENT PRACTITIONER'S REPORT ON A LIMITED ASSURANCE ENGAGEMENT ON SUSTAINABILITY INFORMATION

## Independent Practitioner's Report on a Limited Assurance Engagement on Sustainability Information

To STADA Arzneimittel AG, Bad Vilbel

We have performed a limited assurance engagement on the disclosures denoted with “√” in section 1 and 3 of the Sustainability Report of STADA Arzneimittel AG, Bad Vilbel (hereinafter “the Company”), from 1 January to 31 December 2022. Our engagement in this context relates solely to the disclosures denoted with the symbol “√”.

### Responsibilities of the Executive Directors

The executive directors of the Company are responsible for the preparation of the Report in accordance with the principles stated in the Sustainability Reporting Standards of the Global Reporting Initiative (hereinafter the “GRI-Criteria”) and for the selection of the disclosures to be evaluated.

This responsibility of Company's executive directors includes the selection and application of appropriate methods of sustainability reporting as well as making assumptions and estimates related to individual sustainability disclosures, which are reasonable in the circumstances. Furthermore, the executive directors are responsible for such internal controls as they have considered necessary to enable the preparation of a Report that is free from material misstatement whether due to fraud or error.

### Independence and Quality Control of the Audit Firm

We have complied with the German professional provisions regarding independence as well as other ethical requirements.

Our audit firm applies the national legal requirements and professional standards – in particular the Professional Code for German Public Auditors and German Chartered Auditors (“Berufssatzung für Wirtschaftsprüfer und vereidigte Buchprüfer“: “BS WP/vBP”) as well as the Standard on Quality Control 1 published by the Institut der Wirtschaftsprüfer (Institute of Public Auditors in Germany; IDW): Requirements to quality control for audit firms (IDW Qualitätssicherungsstandard 1: Anforderungen an die Qualitätssicherung in der Wirtschaftsprüferpraxis - IDW QS 1) – and accordingly maintains a comprehensive system of quality control including documented policies and procedures regarding compliance with ethical requirements, professional standards and applicable legal and regulatory requirements.

### Practitioner's Responsibility

Our responsibility is to express a limited assurance conclusion on the disclosures denoted with “(√)” in the Report based on the assurance engagement we have performed.

We conducted our assurance engagement in accordance with the International Standard on Assurance Engagements (ISAE) 3000 (Revised): Assurance Engagements other than Audits or Reviews of Historical Financial Information, issued by the IAASB. This Standard requires that we plan and perform the assurance engagement to allow us to conclude with limited assurance that nothing has come to our attention that causes us to believe that the disclosures denoted with “(√)” in the Company's Report for the period from from 1 January to 31 December 2022 have not been prepared, in all material aspects, in accordance with the relevant GRI-Criteria. This does not mean that a separate conclusion is expressed on each disclosure so denoted.

DEE00108662.1.1

In a limited assurance engagement the assurance procedures are less in extent than for a reasonable assurance engagement and therefore a substantially lower level of assurance is obtained. The assurance procedures selected depend on the practitioner's judgment.

Within the scope of our assurance engagement, we performed amongst others the following assurance procedures and further activities:

- Obtaining an understanding of the structure of the sustainability organization and of the stakeholder engagement
- Assessment of the process for conducting the materiality analysis in accordance with the GRI criteria.
- Inquiries of personnel involved in the preparation of the Report regarding the preparation process, the internal control system relating to this process and selected disclosures in the Report
- Identification of the likely risks of material misstatement of the Report under consideration of the GRI-Criteria
- Analytical evaluation of selected disclosures in the Report
- Evaluation of the presentation of the selected disclosures regarding sustainability performance

#### Assurance Conclusion

Based on the assurance procedures performed and assurance evidence obtained, nothing has come to our attention that causes us to believe that the disclosures denoted with “(√)” in the Company's Report for the period from 1 January to 31 December 2022 have not been prepared, in all material aspects, in accordance with the relevant GRI-Criteria.

#### Intended Use of the Assurance Report

We issue this report on the basis of the engagement agreed with the Company. The assurance engagement has been performed for purposes of the Company and the report is solely intended to inform the Company as to the results of the assurance engagement. The report is not intended to provide third parties with support in making (financial) decisions. Our responsibility lies solely toward the Company. We do not assume any responsibility towards third parties.

Frankfurt am Main, 12 September 2023 PricewaterhouseCoopers GmbH  
Wirtschaftsprüfungsgesellschaft



Nicolette Behncke  
Wirtschaftsprüfer  
(German Public Auditor)



Claudia Niendorf-Senger  
Wirtschaftsprüferin  
(German Public Auditor)

# IMPRESSUM

---

The authors of this report are representatives of STADA's Sustainable Development Team (M. Heß, K. Hempe, D. Stojakovic), as well as of various workstreams that follow the company's structure.

Any questions, suggestions, and dialog on the topic of sustainable development can be addressed by e-mail to [sustainability@stada.com](mailto:sustainability@stada.com).

*STADA Arzneimittel AG, Stadastraße 2-18, 61118 Bad Vilbel, Germany  
Phone: 06101 603-0, Fax: 06101 603-259, [info@stada.de](mailto:info@stada.de)*

[www.stada.com](http://www.stada.com)